HM Government

T-LEVELS

T Level Technical Qualifications
Registrations, assessment entries, and results

A guide to support T Level Providers with registrations, assessment entries, and results in Walled Garden

City & Guilds

Contents

Registering your students

Assessments entries (bookings)

Amending student details

Withdrawing students

View student results

Access to scripts, marks and commentary

Appendix

Key dates

To view the dates for the registration windows, assessment entry windows and results dates referenced in this guide, please see the T Levels key dates schedule for 2026-27.

The 2026-27 Key Dates Schedule can be accessed via the T Level Resource Hub.

T-LEVELS

Registering your students

City & Guilds

Registration options

Registrations can be made either through Walled Garden catalogue, or through EDI (Electronic Data Interchange). Registration for the Core Component and the Occupational Specialism (OS) must be made at the same time (they can be completed in the same transaction). If you do not complete the registrations accurately, you may not meet the requirements for the relevant funding.

Providers are unable to register a student for an OS before registering them onto the Core Component. When making a registration through EDI, you must first upload a file to make registrations for the Core Component, and then a separate file to make registrations for the OS.

Providers will incur additional fees for any registrations made after the standard registration window has closed.

Registration fees and refunds

Registration fees are attached to the Core Component only.

No fee is attached to registration for the Occupational Specialism (OS), unless this was made within the late or very late registration windows (late registration fees apply).

Fees

The full list of fees are published for each Technical Qualification.

You can find these under the fees section of the T Level Resource Hub.

Refunds

If a student's registration is cancelled by 31 January of the same academic year, the provider will receive a full refund (including late and very late fees).

If a cancellation is completed after 31 January, City & Guilds will not provide a refund of any fee associated with T Levels registration or assessment entry, even for cancellations completed within 30 days of the booking. See the next slide for further information.

Refunding of cancelled registrations

Cancellations prior to 31 January

Prior to 31 January of each academic year, registration cancellations should be requested by contacting Customer Support using the contact information as detailed on page 58 of this guide.

Requests for registration cancellations after 31 January of each year

After 31 January, any students who have withdrawn from the Technical Qualification should be notified to City and Guilds in accordance with the Delivery of Results (DoR) Checkpoint activity as detailed on Slide 19.

City & Guilds will not provide a refund of any fee associated with T Levels registration or assessment entry after this date, even for cancellations completed within 30 days of the booking.

Registering your students

First, please log in to Walled Garden.

Once logged in, click on **Catalogue**, which will take you to a list of your approved qualifications.



Registering your students

From your list of approved qualifications, select the **Core Component** qualification you want to register students on.

A list of qualification codes is provided in the Appendix.

Please **do not** select the Occupational Specialism (OS) at this stage.

Click on the blue text of the qualification title or use the search functionality to narrow down the list of qualifications.

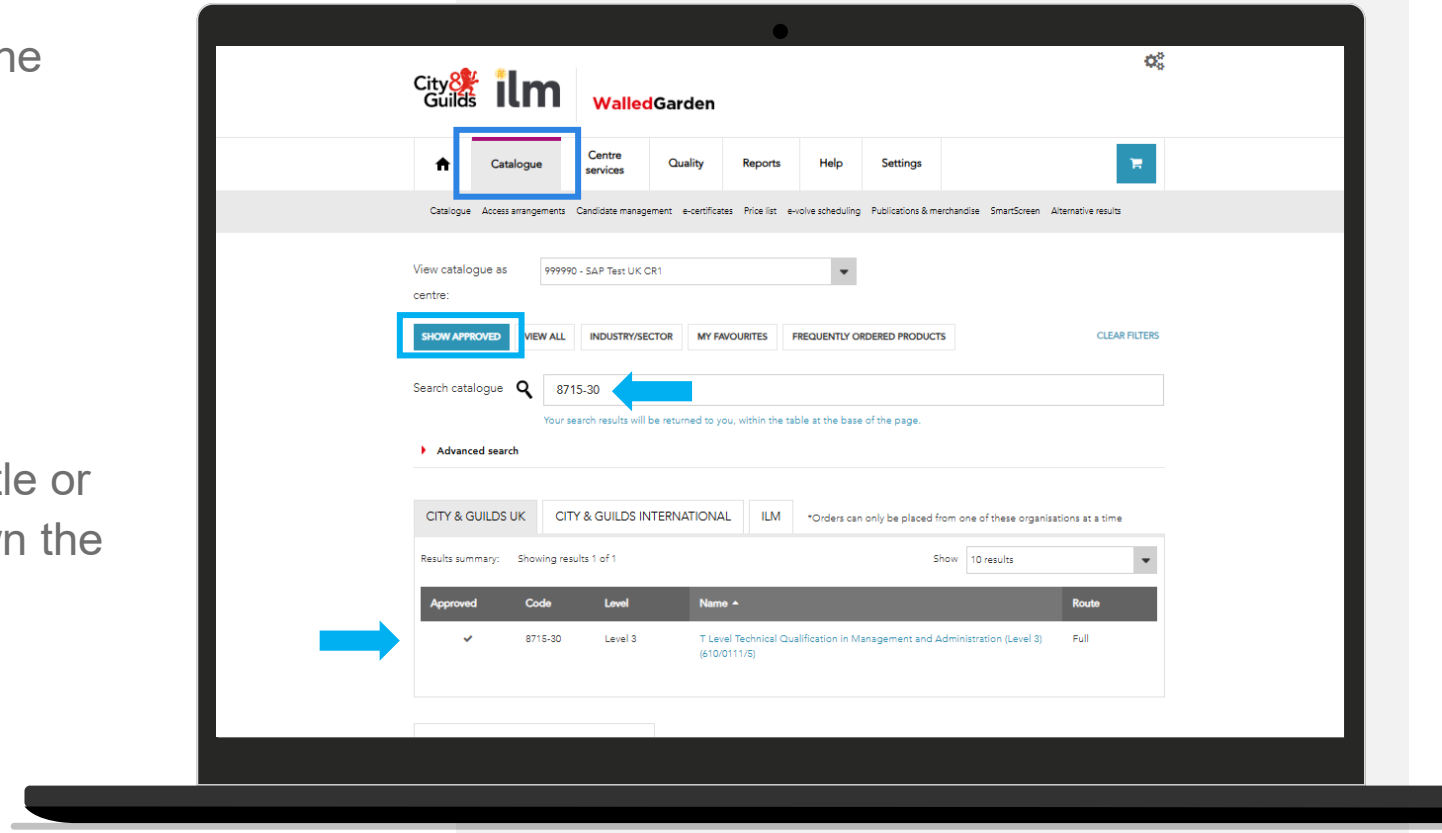

Registering your students

Review the qualification to ensure it is correct and that it is the Core Component.

Now click **Place an order**.



Registering your students

Select the option for **Named registration**. Where a student is already registered with City & Guilds, please use the search functions to locate the existing student. If this is a new student enrolment, please select **Add new candidate**.

Enter all student details. Mandatory requirements are marked with * .

You'll notice that **Unique Learner Number (ULN)** is a mandatory requirement. You **must** ensure this is accurate as we will use this for reporting registration and results information to the DfE (Department for Education).

Then click **Add new candidate**.

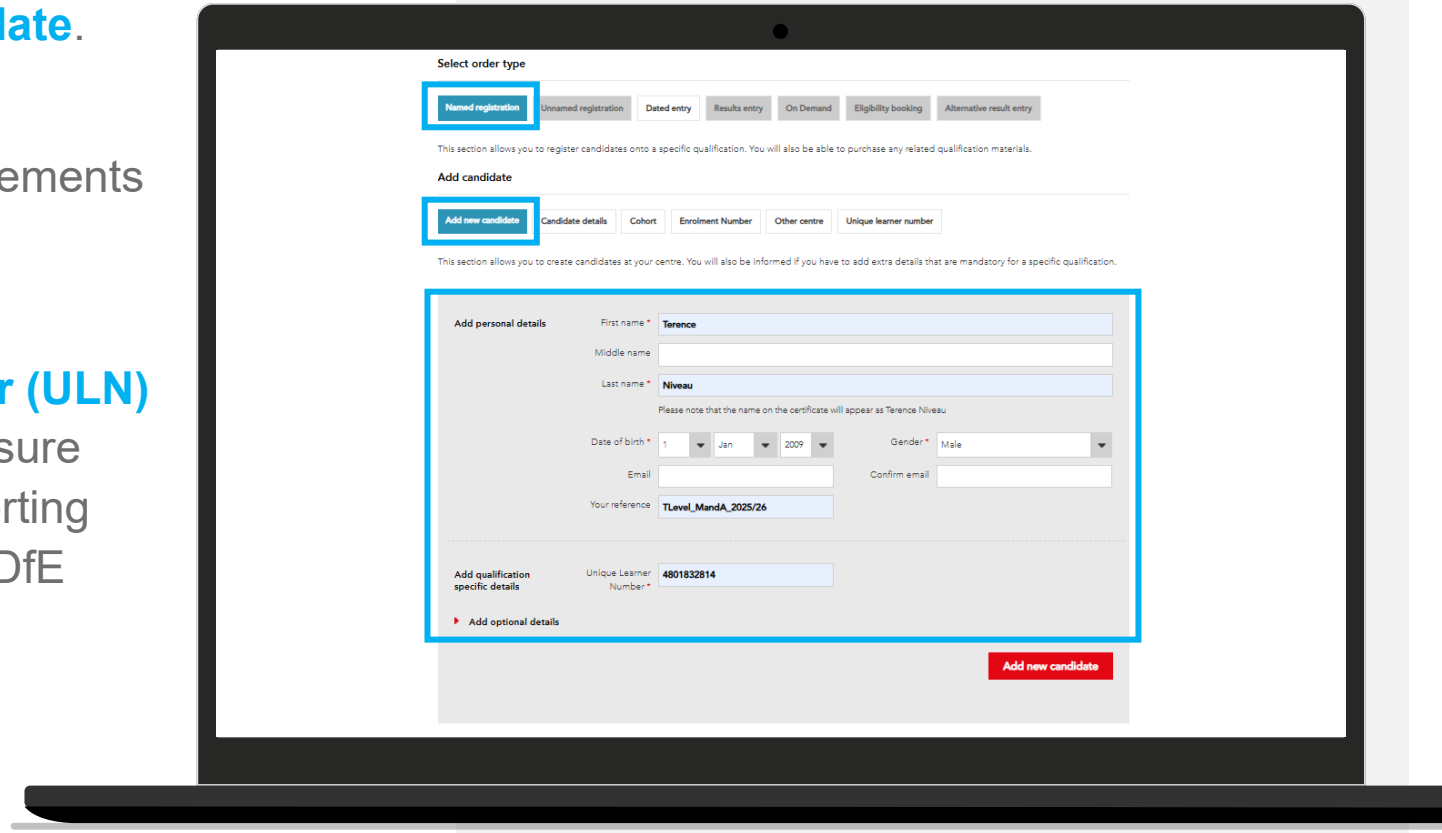

Registering your students

Now click **Add new candidate**.

A pop-up box will ask if you wish to add additional students. Select **Yes** or **No**.

Check the student details are correct in the **Added to basket** section or click **View basket**.

In the basket, click **Continue**.

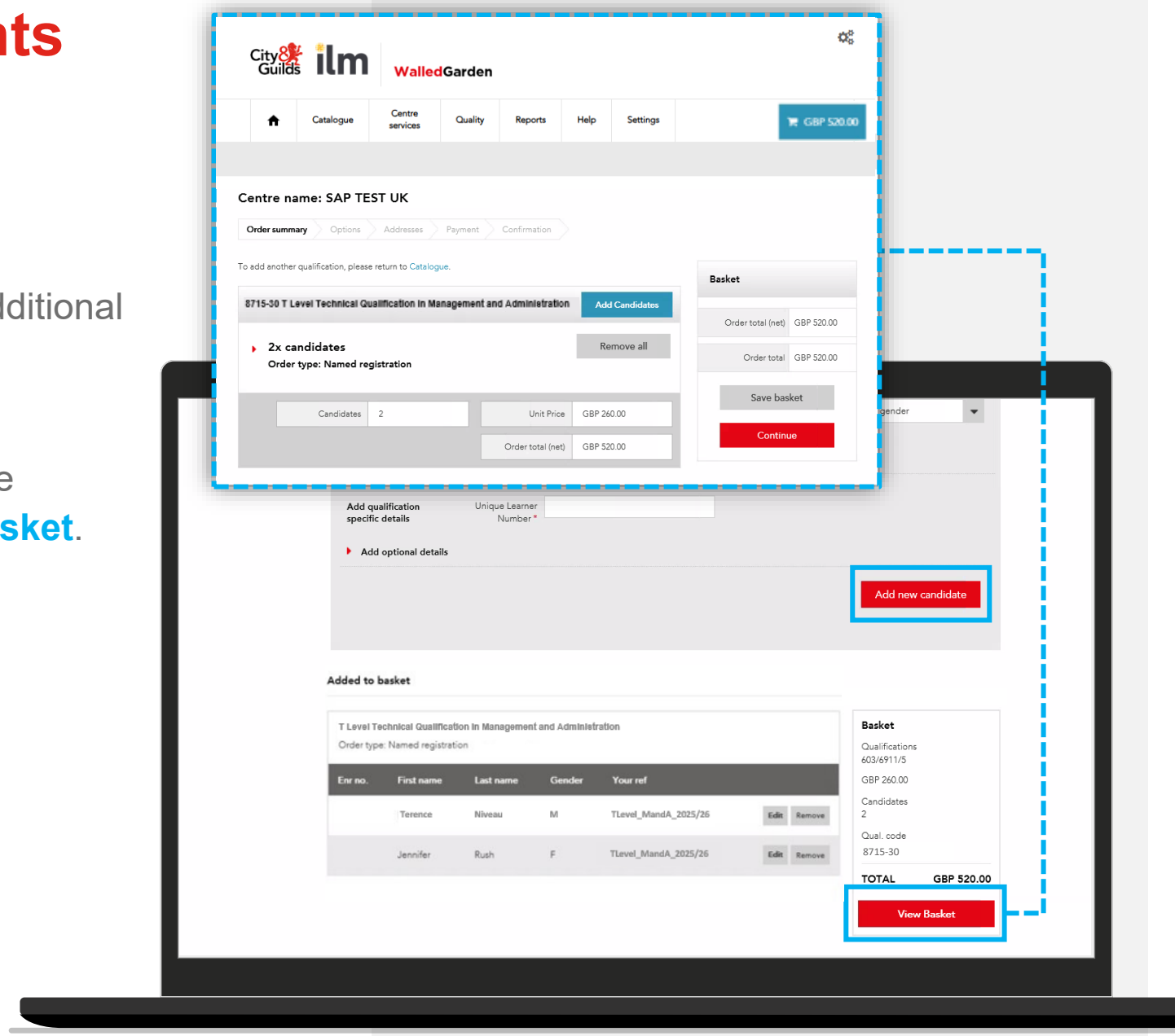

Registering your students

Walled Garden will display a message whilst it creates the student details.

Once complete, you can obtain the student enrolment numbers (ENRs) from the drop-down menu. **Note these down for reference – you'll need them shortly**.

If you want to register these students on the Occupational Specialism (OS) in the same transaction (as recommended), click **Save basket**.

If you are checking out now, click **Continue**.

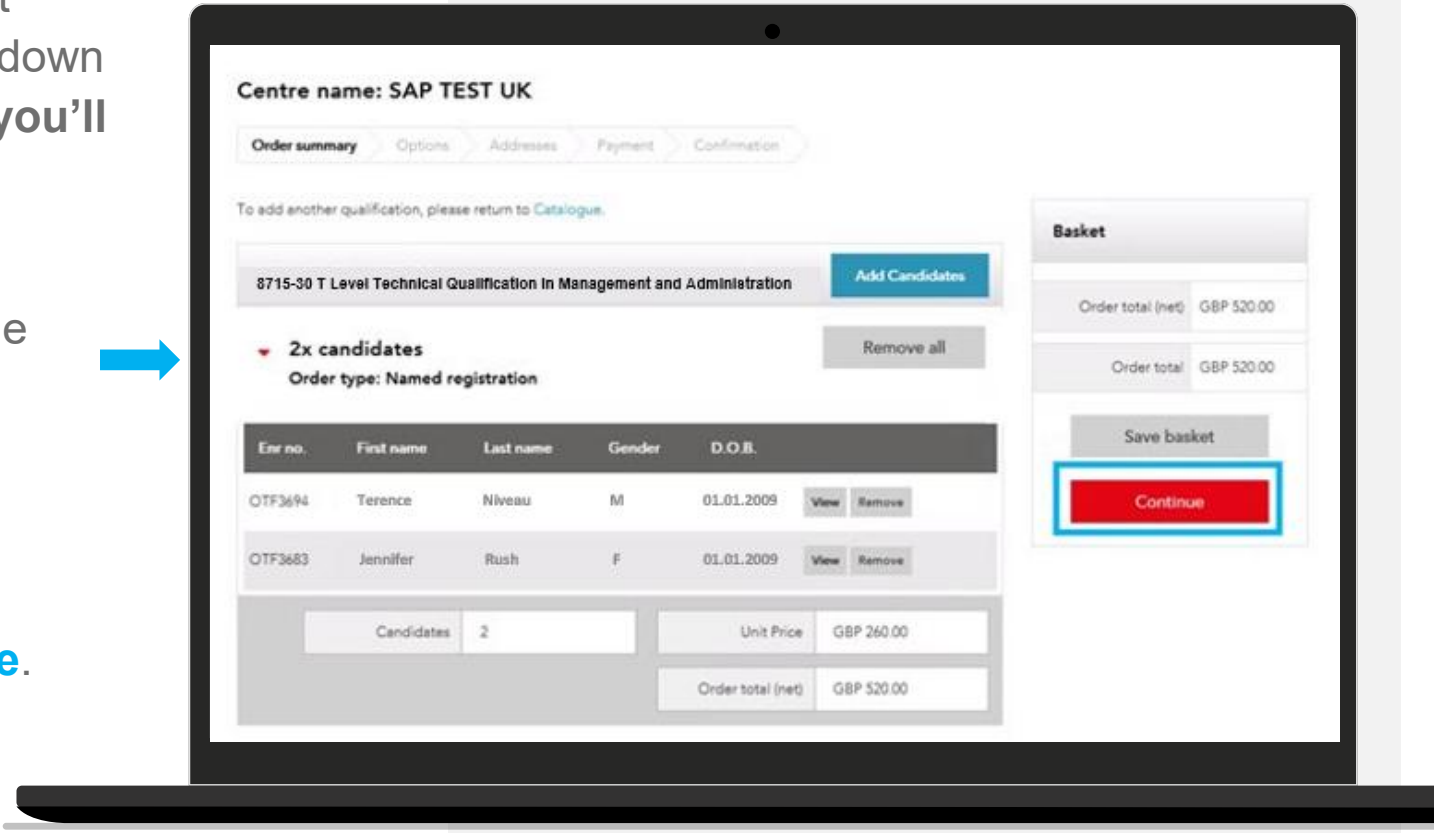

Registering your students

Return to the **Catalogue** and locate the relevant Occupational Specialism (OS) you need to make a registration for in the same way as before.

A list of occupational specialism codes is provided in the Appendix.

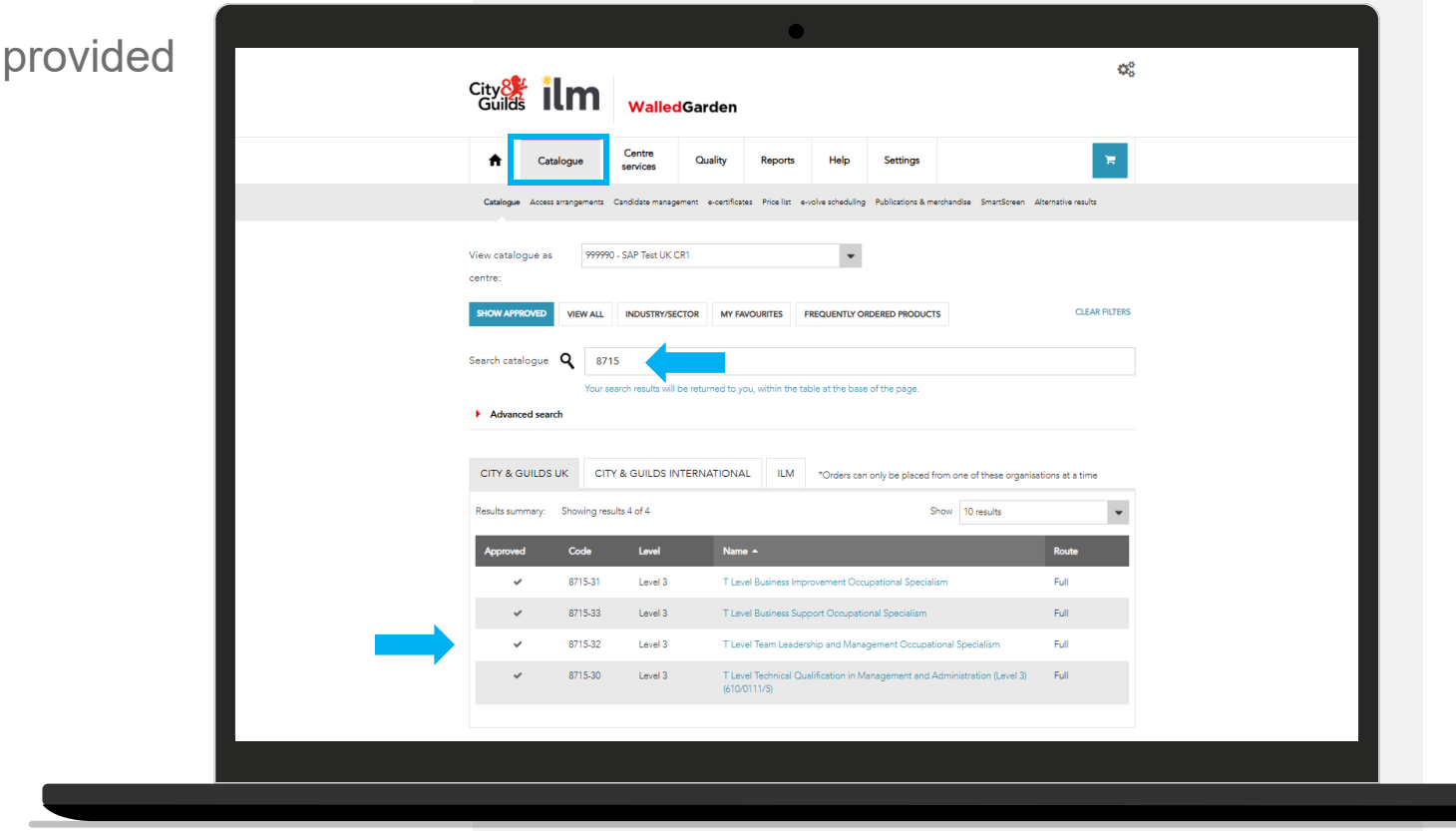

Registering your students

Enter the enrolment numbers (noted from earlier) you want to add to this Occupational Specialism (OS).

Click **Search**.

Select the students you want to add and then click **Add to basket**.

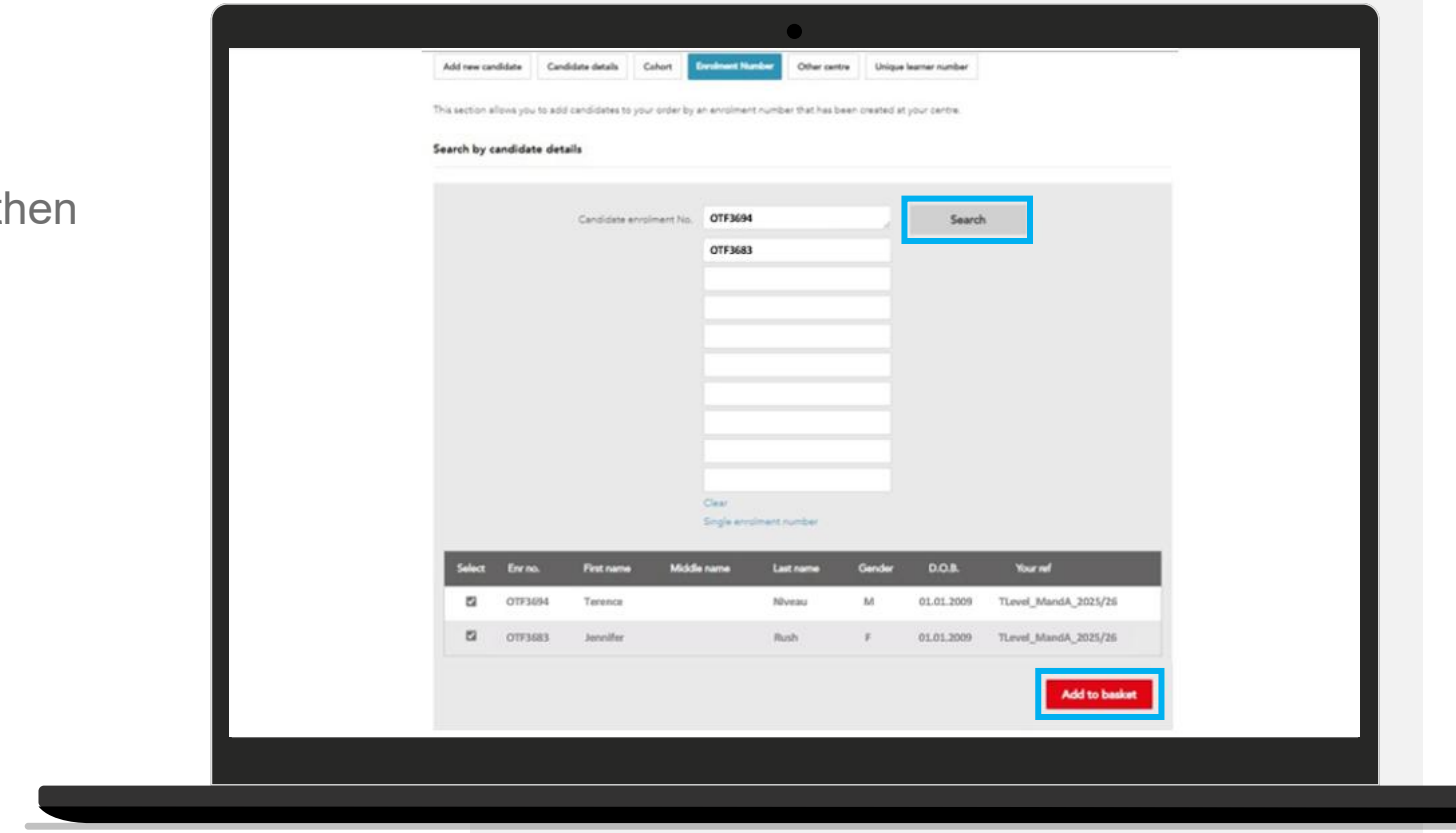

Registering your students

Check it's the right OS, then click **Place an order**.

This time, use the **Enrolment Number** search option and click **Multiple enrolment numbers**.

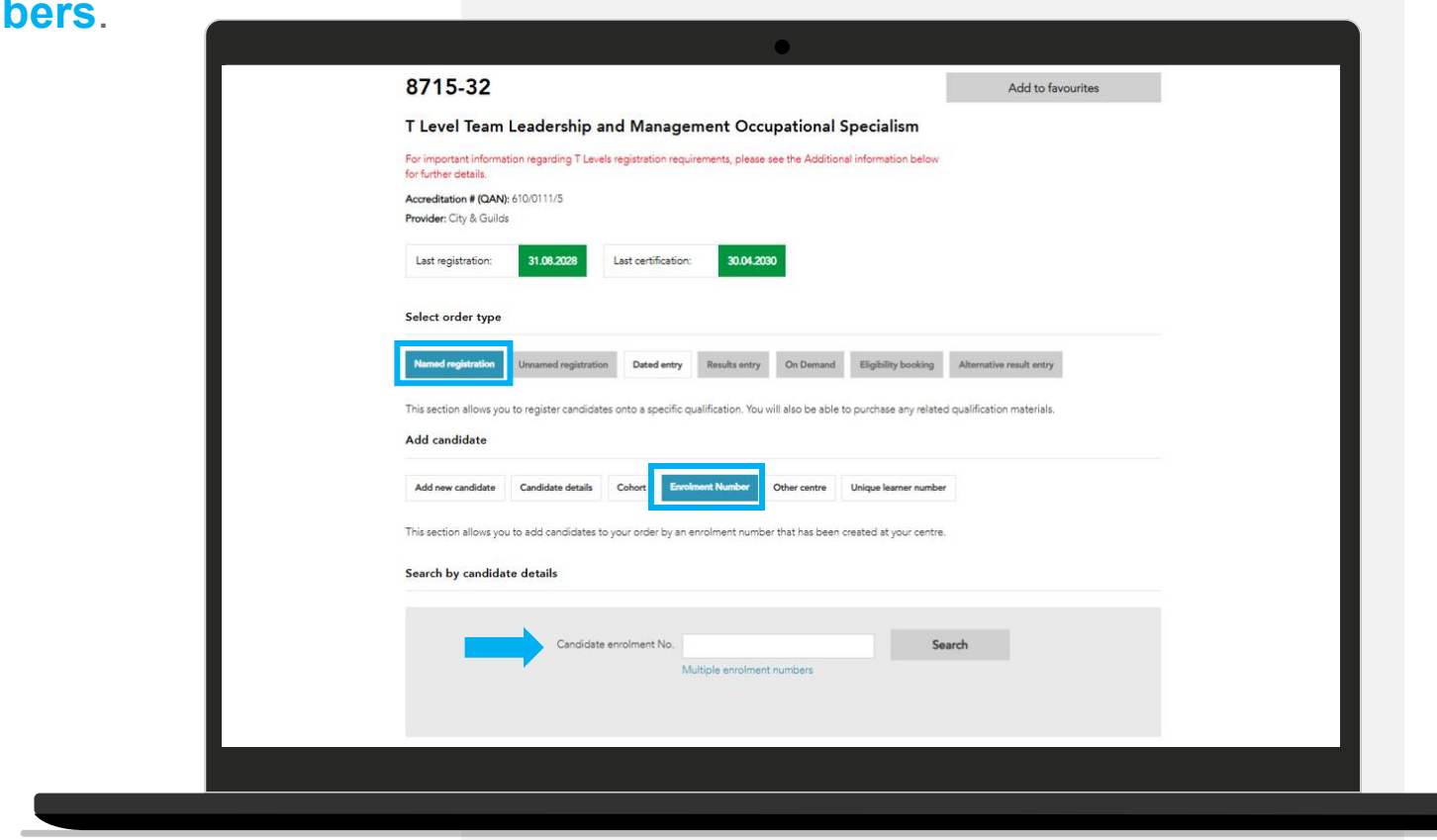

Registering your students

Click **View basket**.

Check the basket contains all the correct information, using the drop-down menus to see the student information for both the **Core Component** and the **Occupational Specialism** (OS).

If you've missed a student off, use the **Add candidate** button.

When you're finished, complete the checkout process by clicking **Continue**.

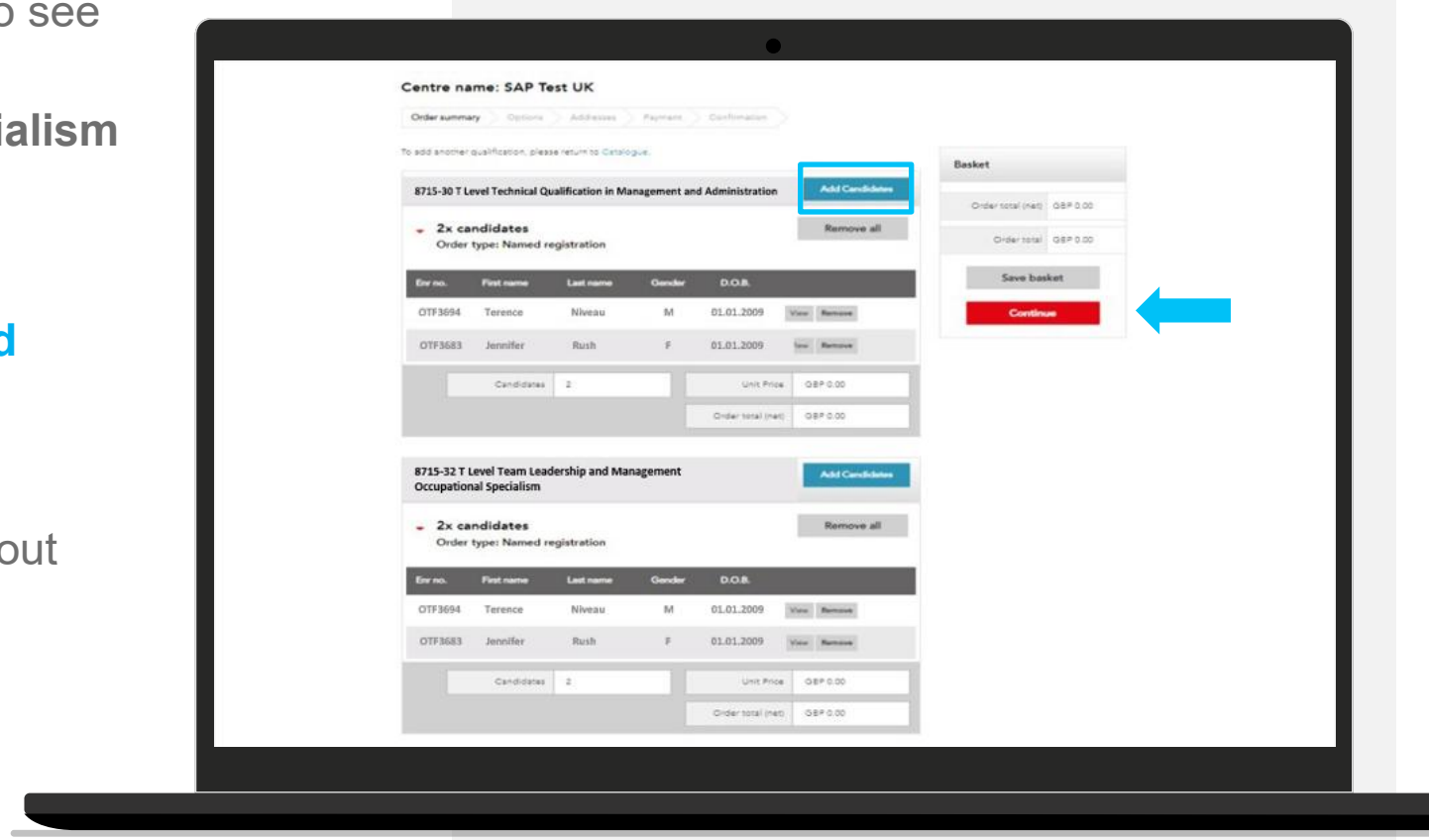

T-LEVELS

Withdrawing students from T Level Technical Qualifications

City & Guilds

Withdrawing students



If a student was registered on a T Level Technical Qualification but withdraws from the course prior to 31 January of the **same academic year**, providers are encouraged to inform us of this, and the registration fee will be refunded. We must be notified of this prior to **31 January** for the registration fee to be reimbursed.

Please contact customersupport@cityandguilds.com

We will not process any registration cancellations or withdrawals after 31 January via customer services. Providers must then provide the withdrawal confirmation through the annual Delivery of Results (DoR) checkpoint activity (this was previously referred to as VTQ Checkpoint).

The DoR checkpoint activity requires providers to inform us of the certification intention of all registered students. We must be notified of all students who have withdrawn from their course.

More information can be found on our VTQ Information Hub.

If you require any support with this, please contact centreoperations@cityandguilds.com

Withdrawing students: results

If a student has attempted any T Level component before being withdrawn from the programme, their results will **not** be removed or deleted.

Results will be available via the Walled Garden in the **T Level Result Slip**.

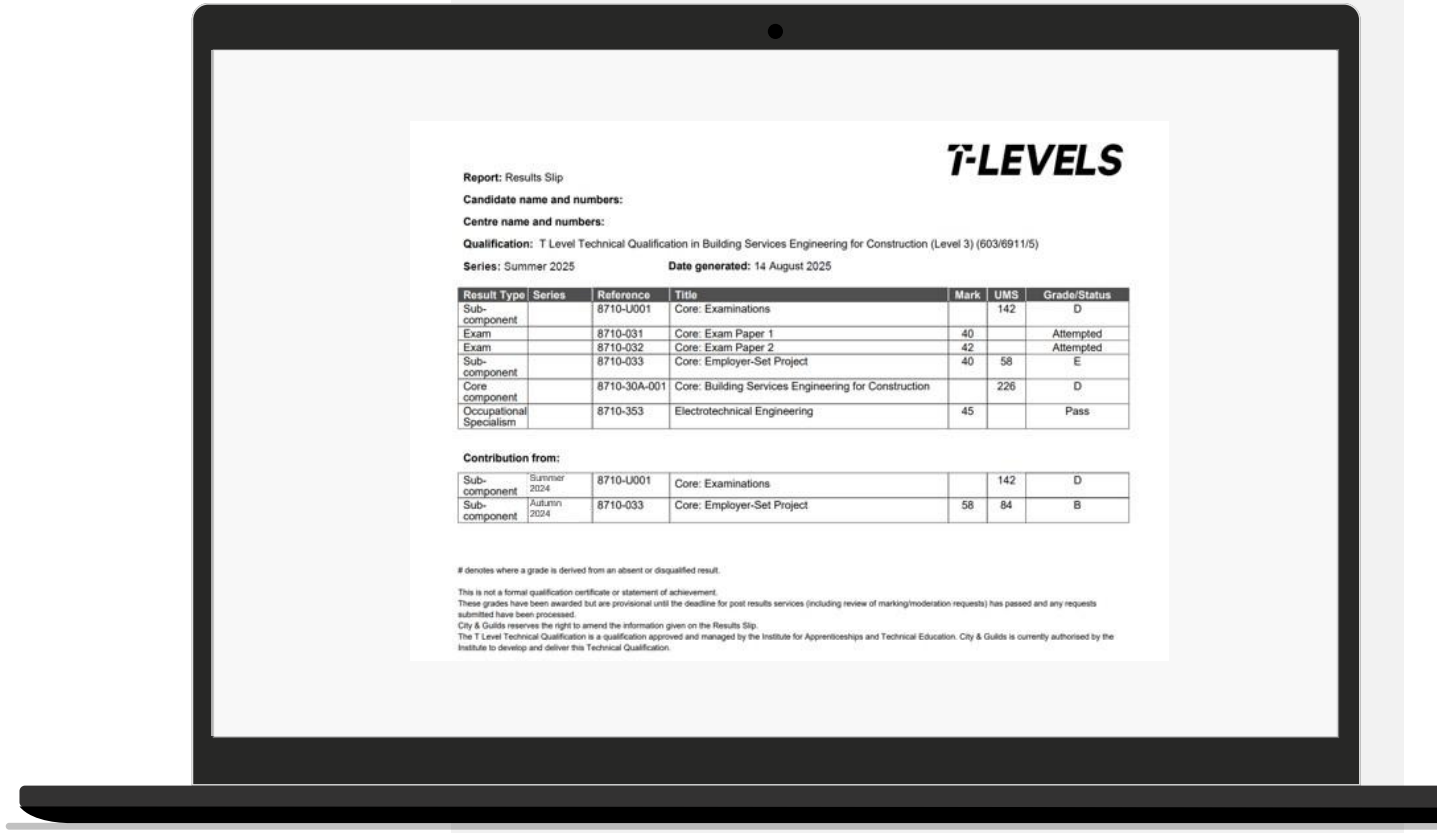

T-LEVELS

Report: Results Slip

Candidate name and numbers:

Centre name and numbers:

Qualification: T Level Technical Qualification in Building Services Engineering for Construction (Level 3) (603/6911/5)

Series: Summer 2025 **Date generated:** 14 August 2025

Result Type	Series	Reference	Title	Mark	UMS	Grade/Status
Sub-component		8710-U001	Core: Examinations		142	D
Exam		8710-031	Core: Exam Paper 1	40		Attempted
Exam		8710-032	Core: Exam Paper 2	42		Attempted
Sub-component		8710-033	Core: Employer-Set Project	40	58	E
Core component		8710-30A-001	Core: Building Services Engineering for Construction		226	D
Occupational Specialism		8710-353	Electrotechnical Engineering	45		Pass

Contribution from:

Sub-component	Summer 2024	8710-U001	Core: Examinations		142	D
Sub-component	Autumn 2024	8710-033	Core: Employer-Set Project	58	84	B

# denotes where a grade is derived from an absent or disqualified result.

This is not a formal qualification certificate or statement of achievement.
These grades have been awarded but are provisional until the deadline for post results services (including review of marking/moderation requests) has passed and any requests submitted have been processed.
City & Guilds reserves the right to amend the information given on the Results Slip.
The T Level Technical Qualification is a qualification approved and managed by the Institute for Apprenticeships and Technical Education. City & Guilds is currently authorised by the Institute to develop and deliver this Technical Qualification.

T-LEVELS

Assessment entries (bookings)

City & Guilds

Entry information

Providers can make assessment entries for their students onto the Core assessments (Core exam paper 1, Core exam paper 2 and the Employer-Set Project) from:

- Early January for the Summer Series standard entry window
- Early September for the Autumn Series standard entry window

Providers will not be charged for an assessment entry, as long as it is a student's first attempt, and if the entry is made within the standard entry window.

Step 1

Ensure that the student has a valid registration on the core component.

E.g., 8715-30 for Management and Administration.

Step 2

Make an entry for the student onto both Paper 1 and 2 within the same transaction.

You will be unable to make these entries separately.

Both papers must always be completed within the same assessment series.

Step 3

Make an entry for the Employer-Set Project (ESP).

Your student may wish to sit their Paper 1 and 2 in a different assessment series to their Employer Set-Project (ESP). If this is the case, please only book the appropriate assessment for the relevant series.

Entry fees

Entry fees for assessments only apply where it is a resit or where the entry is made in the late or very late entry window.

Fees

The full list of fees is published for each Technical Qualification.

You can find these under the Fees section of the T Level Resource Hub.



Entries for the Core assessments

Providers should enter students onto Paper 1 and Paper 2 as part of the same transaction.

If you attempt to make an entry onto a single paper in Walled Garden, you will be forced to book onto the other as well.

Both papers must be completed within the same assessment series (e.g. Summer).

Therefore, if a student chooses to resit one or more papers, then they will need to resit **both** papers within the same assessment series.

Fees apply for any resit of the core assessments.

Entries for the ESP

Your student may wish to sit the first attempt of their Paper 1 and 2 in a different assessment series to their Employer-Set Project (ESP).

If this is the case, please only book the appropriate assessment. We no longer require the first attempt of all assessments to be sat in the same series.

A student's resit of the ESP can also be completed in a different assessment series to Paper 1 and Paper 2.

The ESP assessment entry does not need to be made at the same time as Paper 1 and 2. However this is strongly recommended if the student is taking the assessments in the same series, to avoid a missing entry.

Place an assessment entry

First, please log in to Walled Garden.

Once logged in, click on **Catalogue**, which will take you to a list of your approved qualifications.



Place an assessment entry

From your list of approved qualifications, select the **Core Component** qualification you want to place entries for.

A list of qualification codes is provided in the Appendix.

Please **do not** select the Occupational Specialism (OS).

Click on the blue text of the qualification title or use the search functionality to narrow down the list of qualifications.

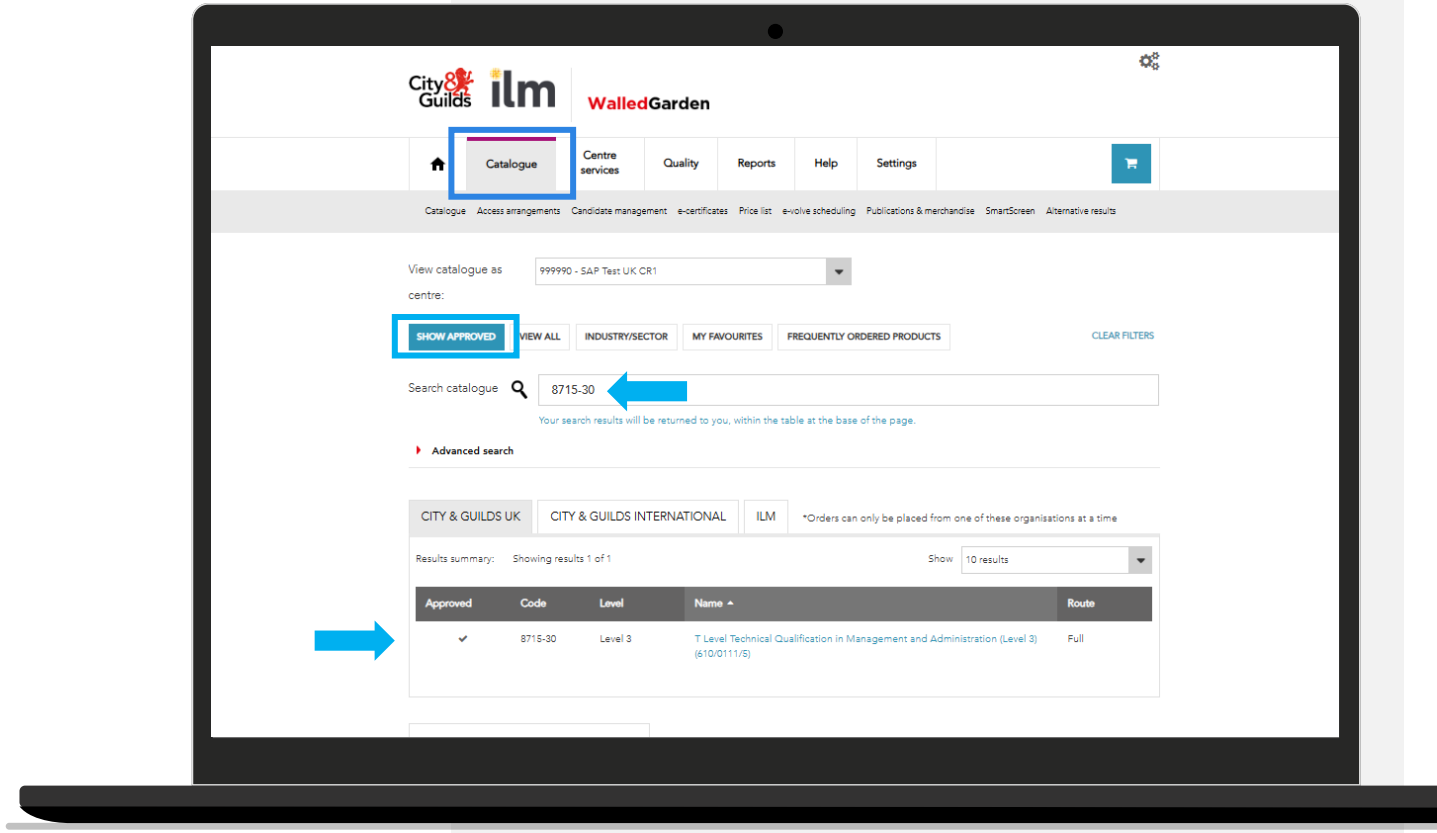

Place an assessment entry

Review the qualification to ensure it is correct and that it is the Core Component.

Now click **Place an order**.



Place an assessment entry

Select the option for **Dated entry**.

The assessment selection table will populate after a few seconds.

To show the rules of combination for the TQ you can use the dropdown menu for **Learning pathway**.

The assessment selection table will display the core assessments:

- Paper 1
- Paper 2
- Employer-Set Project

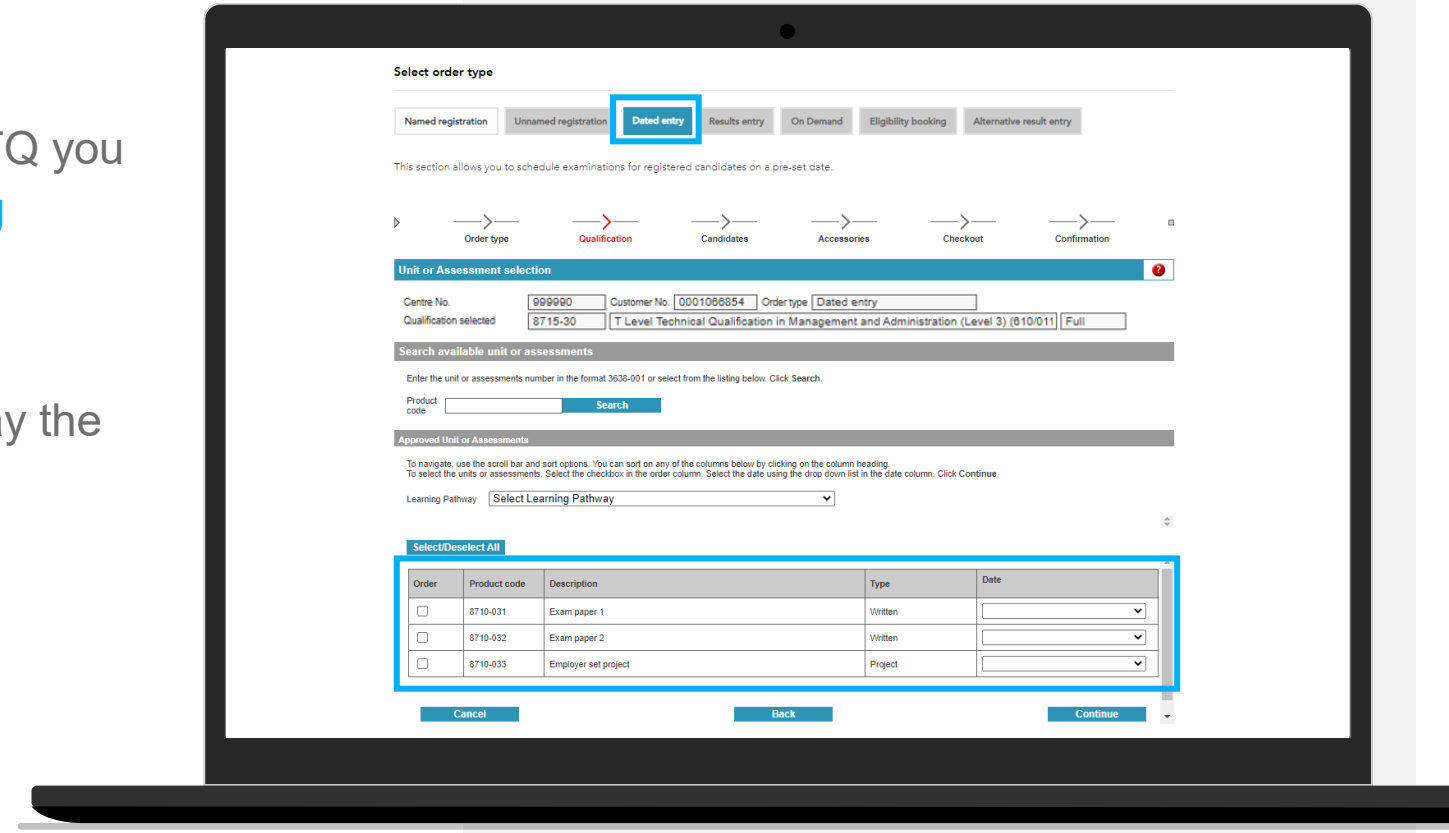

Place an assessment entry

Select the assessments you wish to place an entry for using the tick box in the **Order** column.

Remember you must always make entries for both Paper 1 and Paper 2 in the same transaction, so select both and make sure the dates selected are within the same assessment series.

Use the drop-down menu in the **Date** column to select the assessment dates.

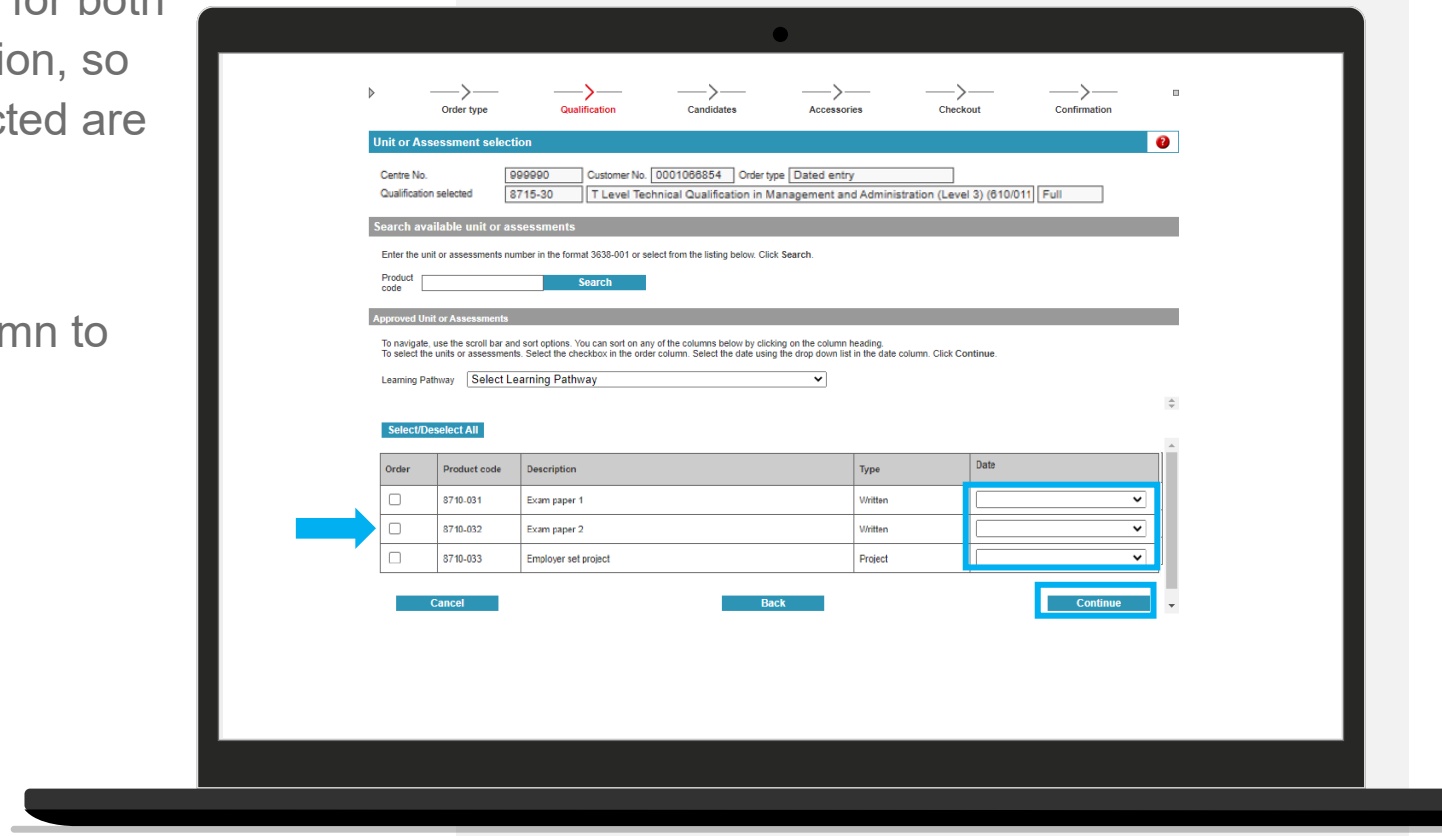

Place an assessment entry

On the next screen, check the assessments display correctly in the table.

Then use the drop-down menu **Search existing candidates** to chose how you want to add students to the assessment entry.

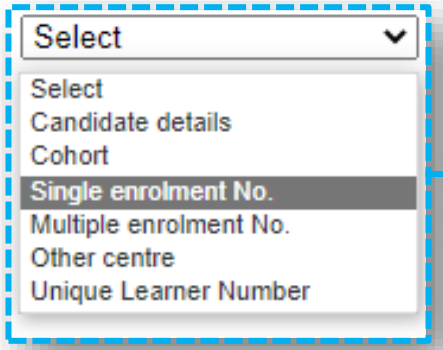

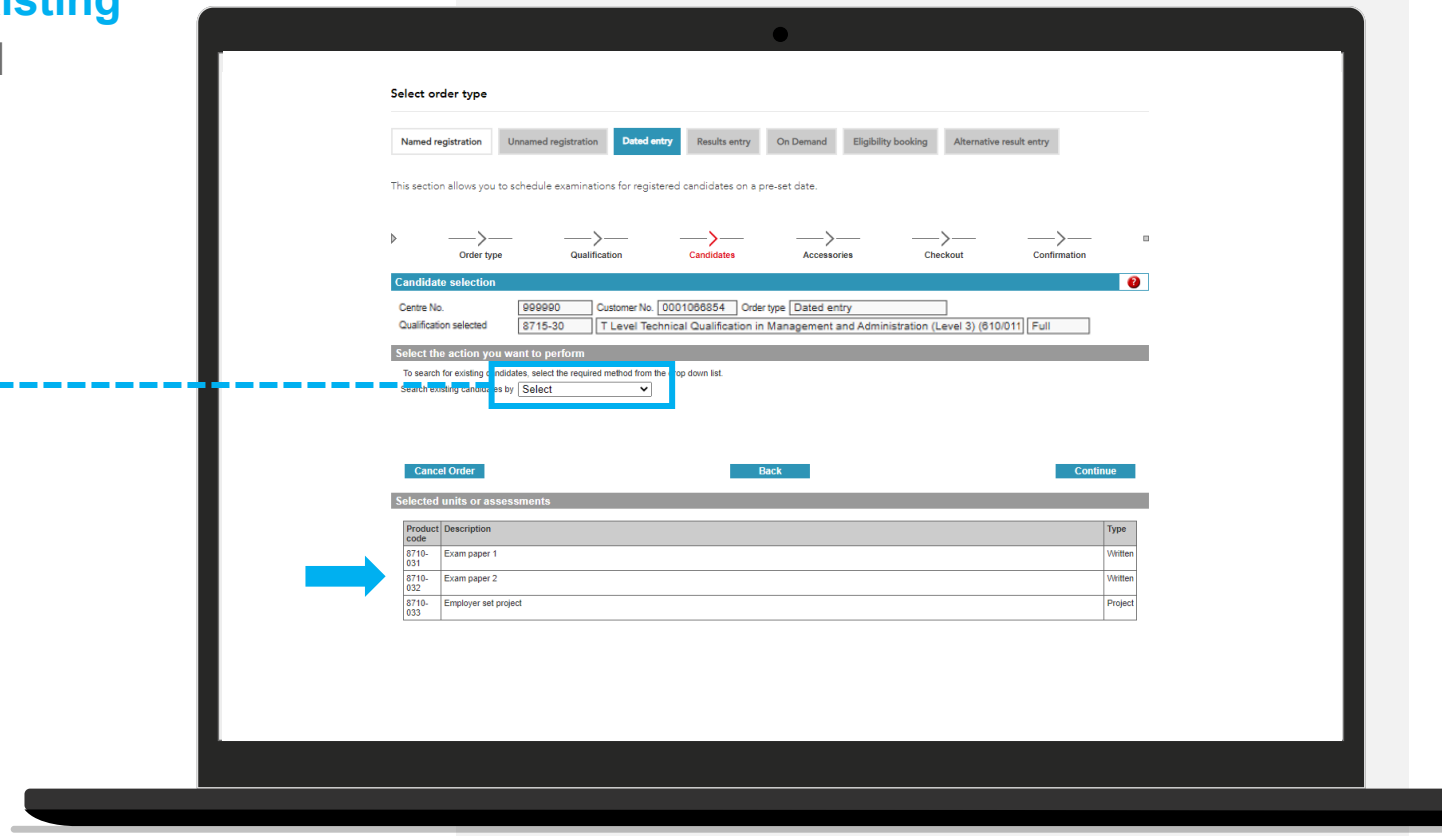

Place an assessment entry

In this example, we've just used the **Single Enrolment No.** search option and entered the enrolment number in the search field.

The student displays in the table. You then need to click **Update Order**. You can continue to add other students using the search, just remember to update the order again each time.

Once all students are added to the order, click **Continue**.

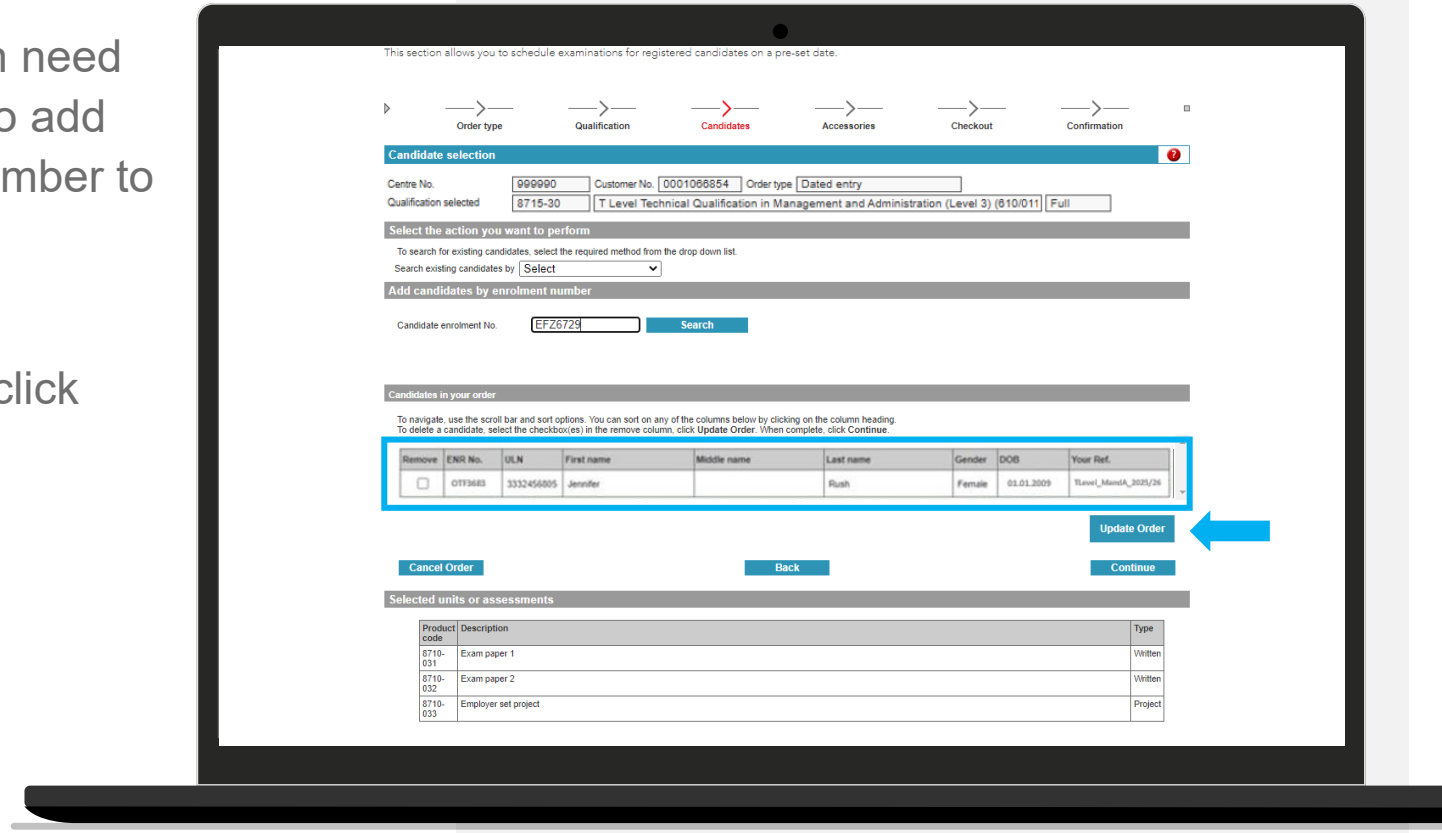

Place an assessment entry

Re-check the information displayed in the table is correct and confirm the assessment codes using the check boxes.

Then click **Continue**.

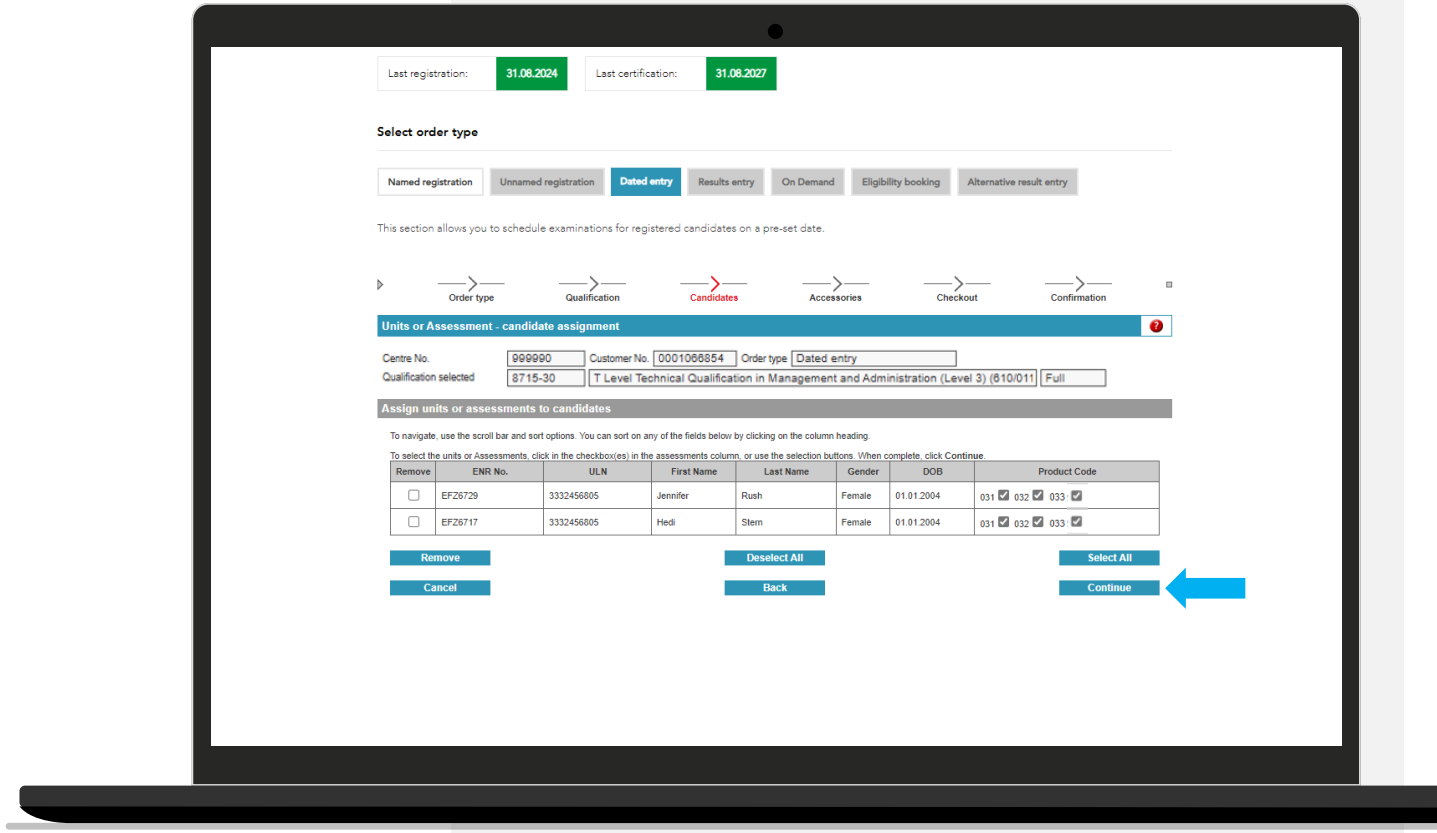

Place an assessment entry

This is the final page, and last opportunity to view and / or amend the order details.

Use the **Amend** button to add or remove students for the assessment or use the **Details** button to view and check the students added to each assessment.

For Paper 1 and Paper 2 you can select an **alternative delivery address** within the details view.

When you’ve finished the order process and are ready to complete the entries, press **Submit Order**.

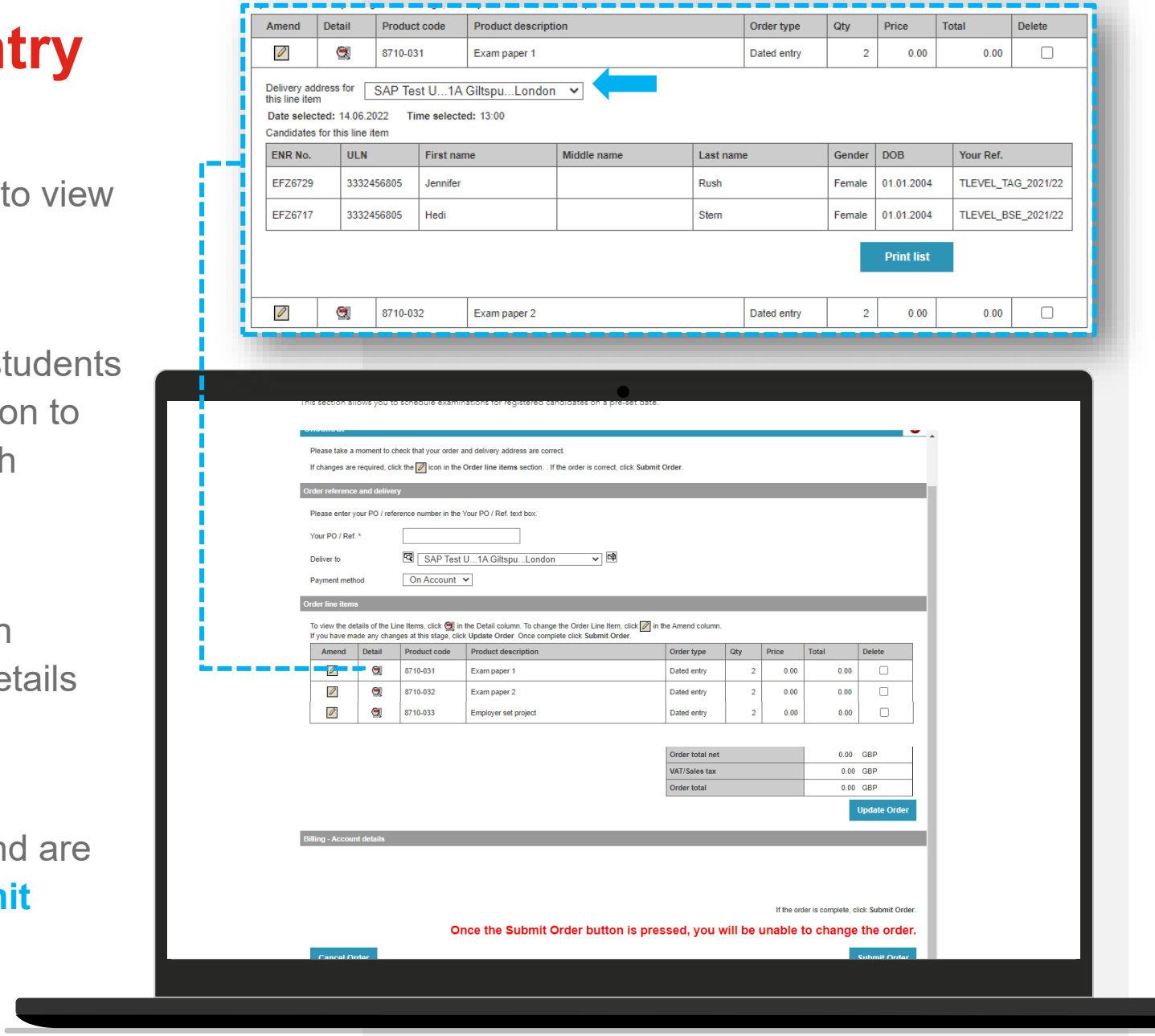

Place an assessment entry

The assessment entry process is now complete.

We recommend you print the page (e.g. to pdf and save locally) for your records, or make a note of the order number for future records.

The assessment entries will now show on the student history.

Remember to place an assessment entry for the ESP if you have not completed this in the same transaction.

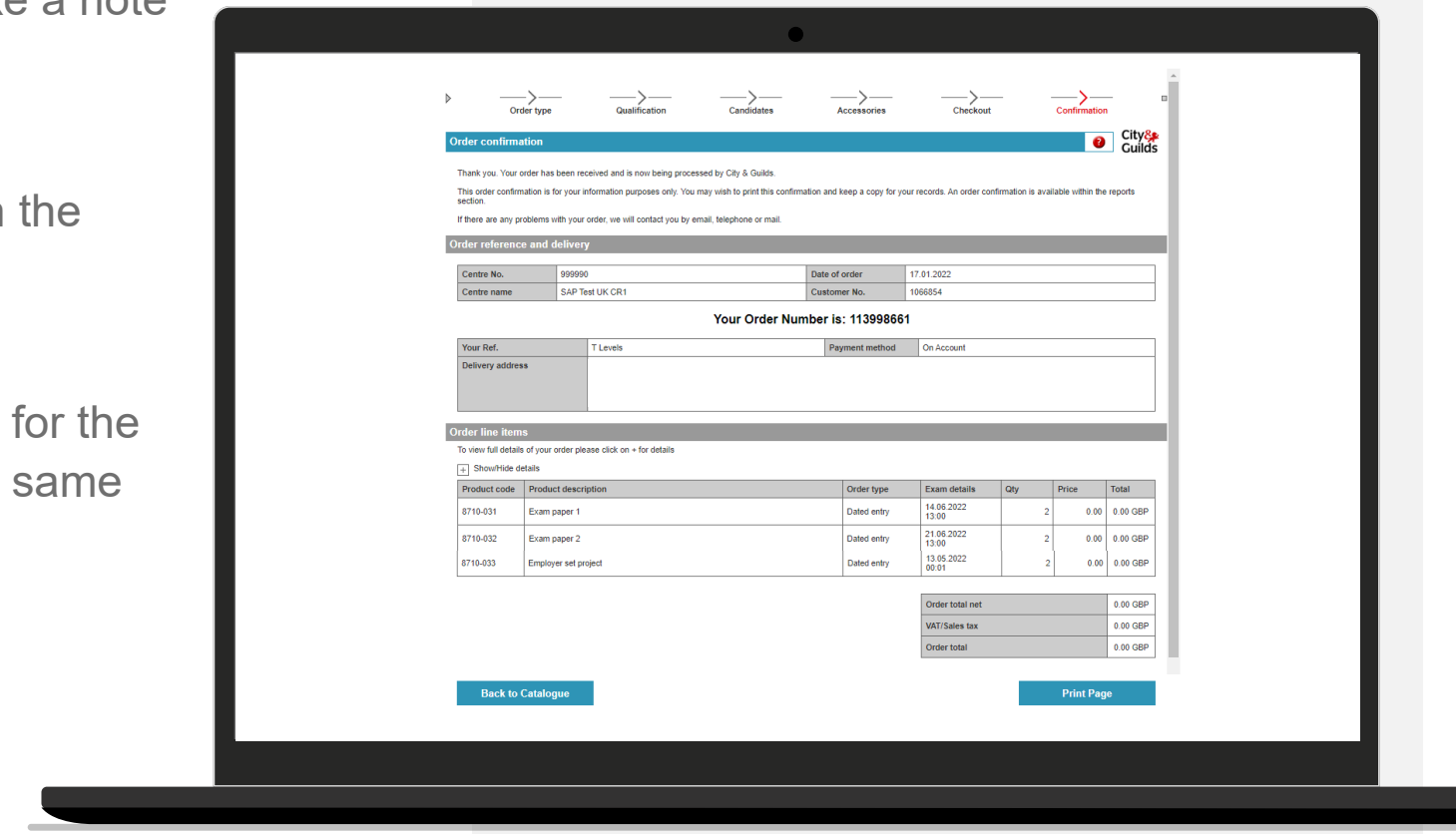

Order type → Qualification → Candidates → Accessories → Checkout → Confirmation

Order confirmation

City & Guilds

Thank you. Your order has been received and is now being processed by City & Guilds.

This order confirmation is for your information purposes only. You may wish to print this confirmation and keep a copy for your records. An order confirmation is available within the reports section.

If there are any problems with your order, we will contact you by email, telephone or mail.

Order reference and delivery

Centre No.	999990	Date of order	17.01.2022
Centre name	SAP Test UK CR1	Customer No.	1066854

Your Order Number is: 113998661

Your Ref.	T Levels	Payment method	On Account
Delivery address			

Order line items

To view full details of your order please click on + for details

[+] Show/Hide details

Product code	Product description	Order type	Exam details	Qty	Price	Total
8710-031	Exam paper 1	Dated entry	14.06.2022 13:00	2	0.00	0.00 GBP
8710-032	Exam paper 2	Dated entry	21.06.2022 13:00	2	0.00	0.00 GBP
8710-033	Employer set project	Dated entry	13.05.2022 00:01	2	0.00	0.00 GBP

Order total net	0.00 GBP
VAT/Sales tax	0.00 GBP
Order total	0.00 GBP

Back to Catalogue | Print Page

T-LEVELS

Amending student details

For missing ULNs

City & Guilds

Amending student details

If you've registered students via EDI and not included the ULN (Unique Learner Number), we will contact you and request this missing information is provided via Walled Garden.

You can add missing ULNs for your students directly in Walled Garden.

Once logged in, click on **Catalogue**, and then **candidate management** in the sub-menu.

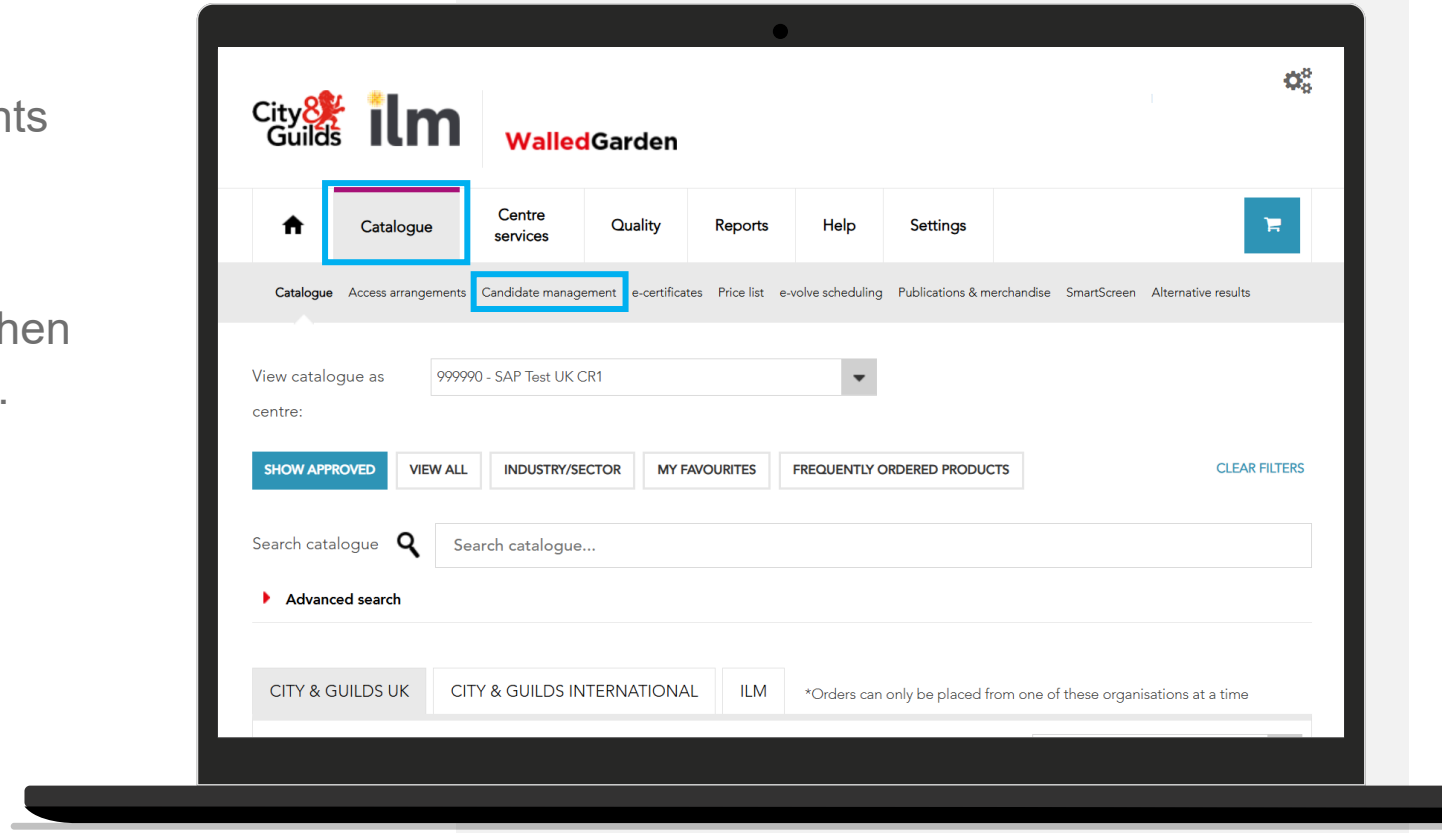

Amending student details

In the **candidate management** section, select **View / Amend / Print candidate details** and then click **Continue**.

On the next page use the search box to select the method you want to search by, either by **candidate details** or ideally by **Enrolment No**.

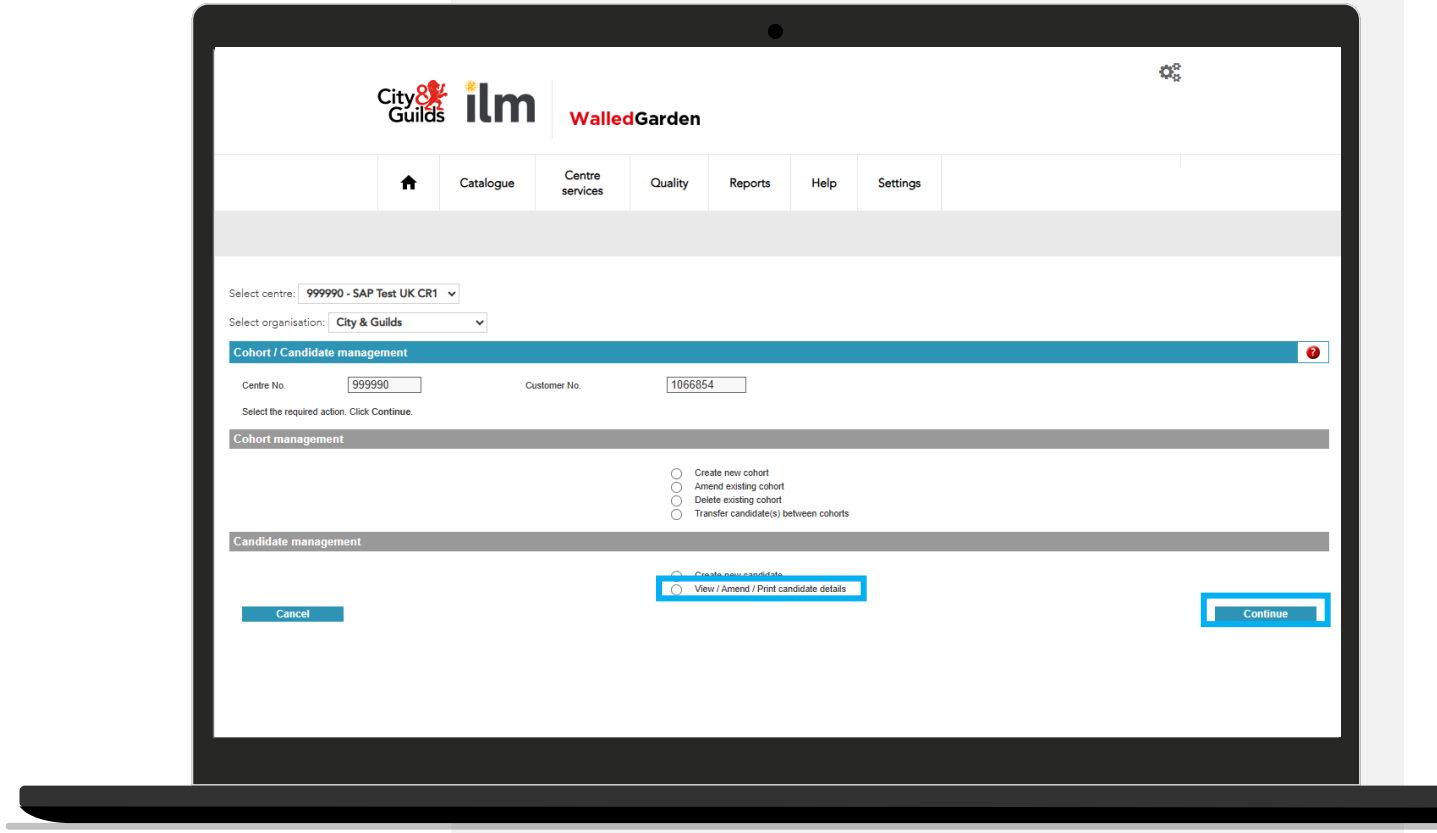

Amending student details

Once you have located and selected the student you need to add the ULN to, click **Amend**.

On the amendment screen, add the ULN at the top of the second table.

You'll also need to select a **Reason for Change** towards the bottom. Please choose **Incorrect Unique Learner Number**.

Click **Save** and check the student record has updated correctly.

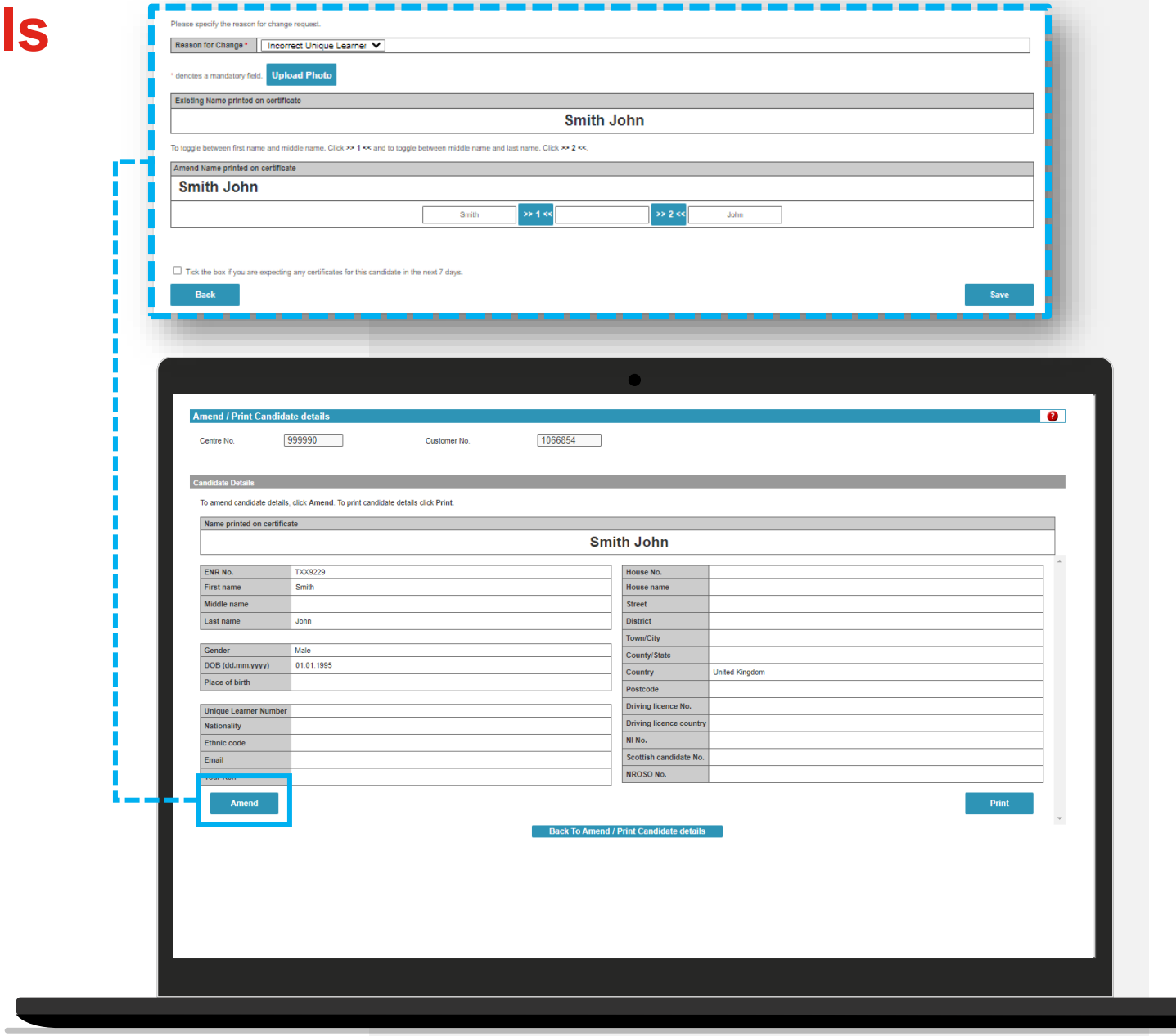

Amending student details

Please ensure that the student data that you have submitted to Walled Garden matches the student data you have submitted and uploaded to the Department for Education Learning Records Service (LRS portal).

Please ensure that first name, middle name, last name, gender, date of birth and Unique Learner Number (ULN) are all accurate.

Any discrepancies in this data may result in a delay to your result notifications.

T-LEVELS

View student results

Download your T Level Result Slips

City & Guilds

View student results

For T Level results you will need to download a result slip for each student.

This is provided via functionality in Walled Garden.

Centres **must not** try to interpret T Level results using existing reports such as **Candidate History**, **Results Listing** or **Certification Listing** etc.

Results data downloaded via EDI will also not represent accurate results information for T Levels.

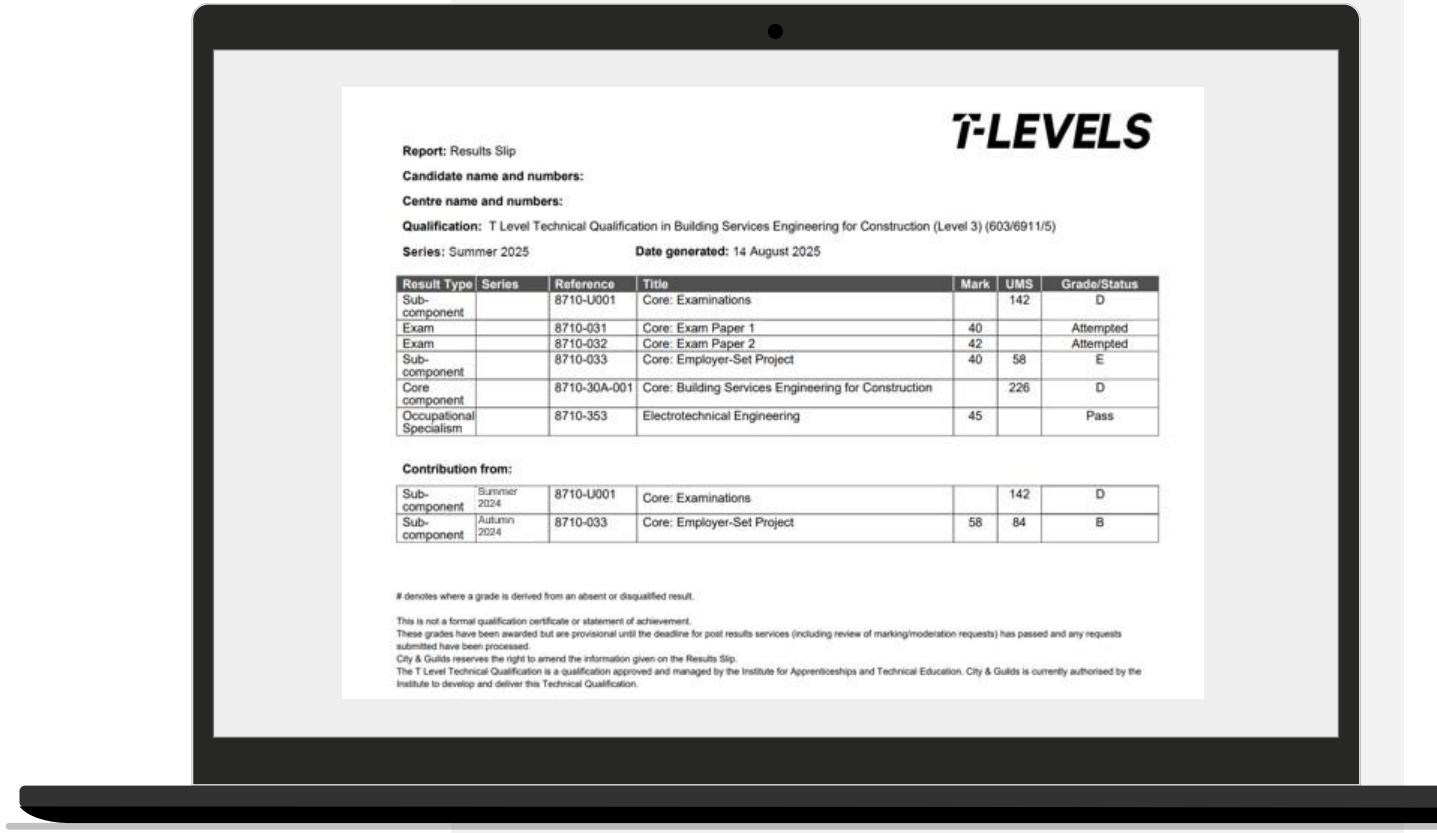

T-LEVELS

Report: Results Slip

Candidate name and numbers:

Centre name and numbers:

Qualification: T Level Technical Qualification in Building Services Engineering for Construction (Level 3) (603/6911/5)

Series: Summer 2025 **Date generated:** 14 August 2025

Result Type	Series	Reference	Title	Mark	UMS	Grade/Status
Sub-component		8710-U001	Core: Examinations		142	D
Exam		8710-031	Core: Exam Paper 1	40		Attempted
Exam		8710-032	Core: Exam Paper 2	42		Attempted
Sub-component		8710-033	Core: Employer-Set Project	40	58	E
Core component		8710-30A-001	Core: Building Services Engineering for Construction		226	D
Occupational Specialism		8710-353	Electrotechnical Engineering	45		Pass

Contribution from:

Sub-component	Summer 2024	8710-U001	Core: Examinations		142	D
Sub-component	Autumn 2024	8710-033	Core: Employer-Set Project	58	84	B

# denotes where a grade is derived from an absent or disqualified result.

This is not a formal qualification certificate or statement of achievement.
These grades have been awarded but are provisional until the deadline for post results services (including review of marking/moderation requests) has passed and any requests submitted have been processed.
City & Guilds reserves the right to amend the information given on the Results Slip.
The T Level Technical Qualification is a qualification approved and managed by the Institute for Apprenticeships and Technical Education. City & Guilds is currently authorised by the Institute to develop and deliver this Technical Qualification.

View student results

To download your **T Level Result Slips**, click on **Reports**, and then **Candidate results** in the sub-menu.

Select **T Level Results Slip** from the **Show me** dropdown menu. In the search menu select the relevant fields:

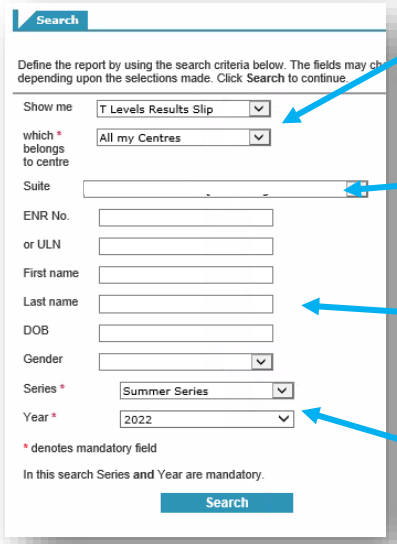

Select the specific centre number where students are registered or choose 'All my centres' if you need to download across multiple centre numbers.

Select the T Level Technical Qualification you need to search for (optional).

Use the student search filters if you need to narrow down to a specific student.

You will need to select the specific assessment series you need to draw the results from (such as 'Summer Series) and the year (such as 2024).

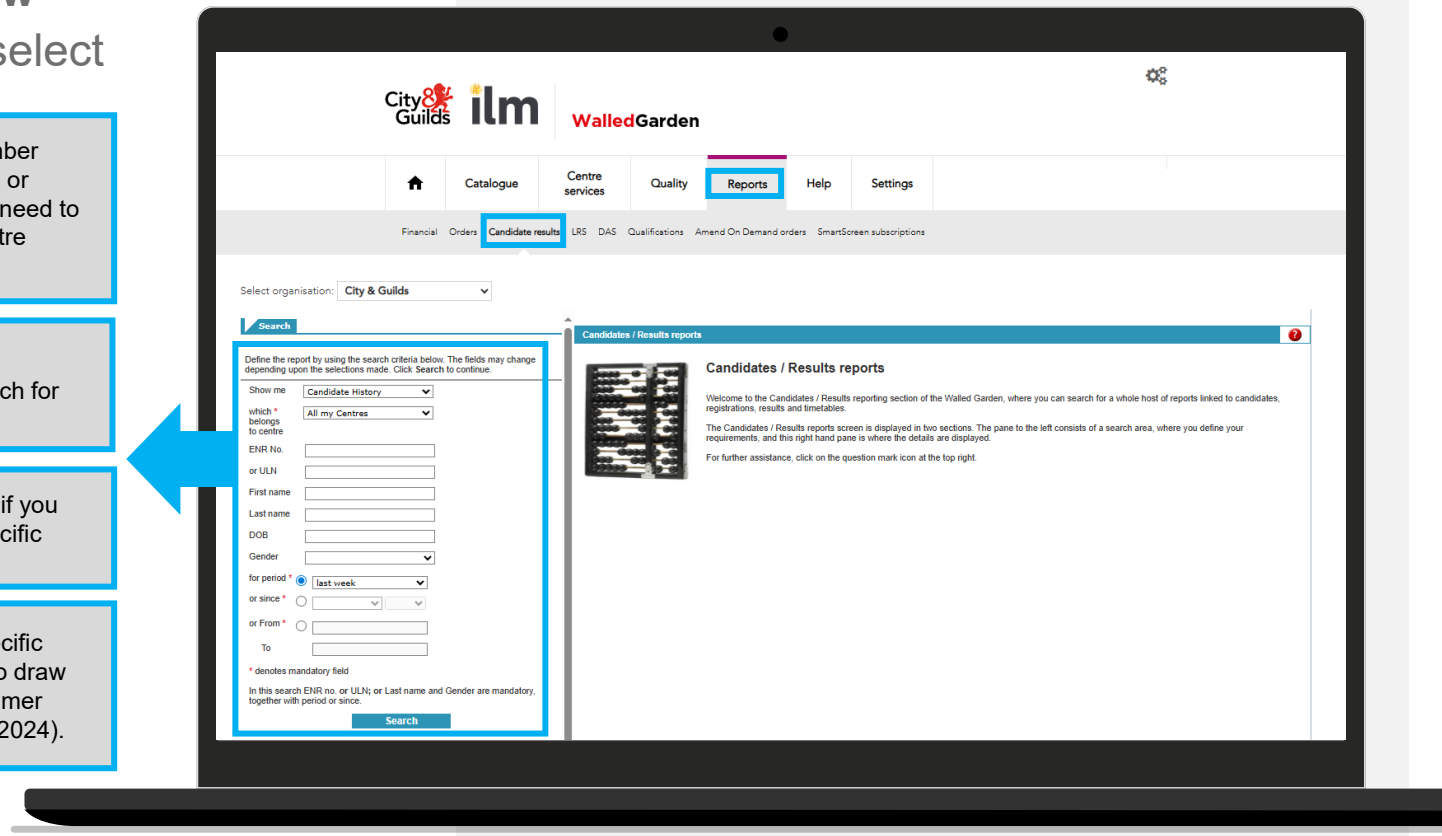

View student results

The students entered for the assessments within the specified search criteria will be displayed in the table.

Centres can either **Select All** or select specific students and then click **Download PDF**.

The students selected will download as a single combined PDF file. So, if you want to split these into individual files you will either need to convert after download or download each student individually.

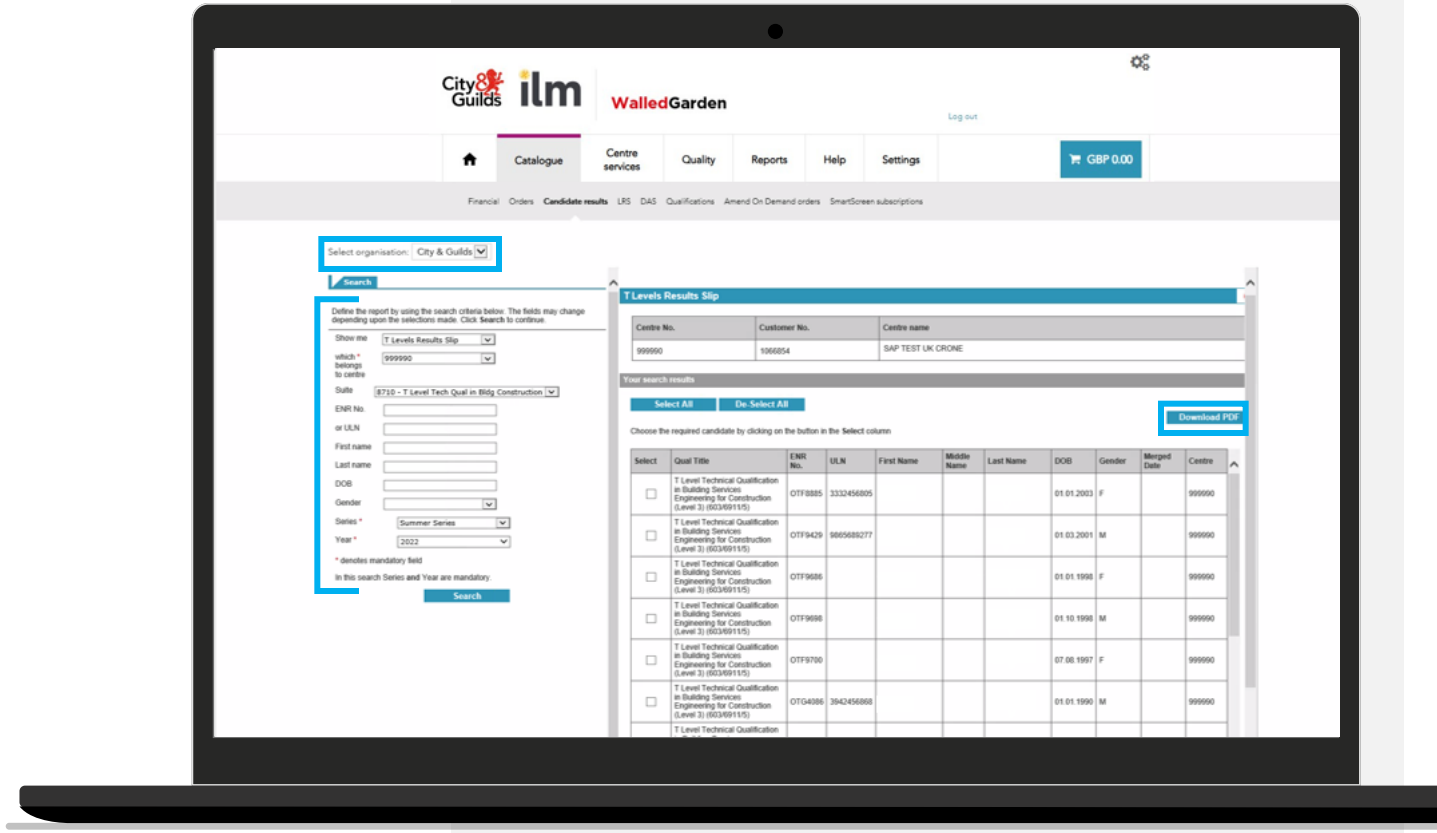

View student results

Each page displays the result slip for a student. These can be provided to students either via paper copy or electronically on results day.

We recommend centres refer to the grading guidance available on the T Level Resource Hub for detailed information on how to interpret the information presented on the result slips.

However, we have provided a quick-reference guide on the next page.

T-LEVELS

Report: Results Slip

Candidate name and numbers:

Centre name and numbers:

Qualification: T Level Technical Qualification in Building Services Engineering for Construction (Level 3) (603/6911/5)

Series: Summer 2025 **Date generated:** 14 August 2025

Result Type	Series	Reference	Title	Mark	UMS	Grade/Status
Sub-component		8710-U001	Core: Examinations		142	D
Exam		8710-031	Core: Exam Paper 1	40		Attempted
Exam		8710-032	Core: Exam Paper 2	42		Attempted
Sub-component		8710-033	Core: Employer-Set Project	40	58	E
Core component		8710-30A-001	Core: Building Services Engineering for Construction		226	D
Occupational Specialism		8710-353	Electrotechnical Engineering	45		Pass

Contribution from:

Sub-component	Summer 2023	8710-U001	Core: Examinations		142	D
Sub-component	Autumn 2022	8710-033	Core: Employer-Set Project	58	84	B

# denotes where a grade is derived from an absent or disqualified result.

This is not a formal qualification certificate or statement of achievement.
These grades have been awarded but are provisional until the deadline for post results services (including review of marking/moderation requests) has passed and any requests submitted have been processed.
City & Guilds reserves the right to amend the information given on the Results Slip.
The T Level Technical Qualification is a qualification approved and managed by the Institute for Apprenticeships and Technical Education. City & Guilds is currently authorised by the Institute to develop and deliver this Technical Qualification.

Understanding the T Level Result Slip

Reference

This will either be the assessment code, or the system generated code for either the sub-component and/or core component results, and/or Occupational Specialism.

T-LEVELS

Report: Results Slip

Candidate name and numbers:

Centre name and numbers:

Qualification: T Level Technical Qualification in Building Services Engineering for Construction (Level 3) (603/6911/5)

Series: Summer 2025 **Date generated:** 14 August 2025

Result Type	Series	Reference	Title	Mark	UMS	Grade/Status
Sub-component		8710-U001	Core: Examinations		142	D
Exam		8710-031	Core: Exam Paper 1	40		Attempted
Exam		8710-032	Core: Exam Paper 2	42		Attempted
Sub-component		8710-033	Core: Employer-Set Project	40	58	E
Core component		8710-30A-001	Core: Building Services Engineering for Construction		226	D
Occupational Specialism		8710-353	Electrotechnical Engineering	45		Pass

Contribution from:

Sub-component	Summer 2024	8710-U001	Core: Examinations		142	D
Sub-component	Autumn 2024	8710-033	Core: Employer-Set Project	58	84	B

# denotes where a grade is derived from an absent or disqualified result.

This is not a formal qualification certificate or statement of achievement.
These grades have been awarded but are provisional until the deadline for post results services (including review of marking/moderation requests) has passed and any requests submitted have been processed.
City & Guilds reserves the right to amend the information given on the Results Slip.
The T Level Technical Qualification is a qualification approved and managed by the Institute for Apprenticeships and Technical Education. City & Guilds is currently authorised by the Institute to develop and deliver this Technical Qualification.

Grade / Status

The grade achieved will display for each of the sub-components and then the final grade achieved for the overall core component

For the individual exam components, a grade is not published, this will display as either 'Attempted' or 'Absent'.

Mark

This is the raw mark for the individual sub-component exams, the Employer-Set Project (ESP), and the Occupational Specialism.

The raw marks for the core exams can be used by centres to indicate candidate performance using the published Notional Grade Boundaries. However, these are for illustrative purposes only.

Uniform Mark Scale (UMS)

Candidates' raw sub-component marks will be converted to a Uniform Mark Scale (UMS). The UMS is used to convert the sub-component 'raw' marks into uniform marks. This is done to standardise marks from one series to another as assessments may vary in difficulty.

Understanding the T Level Result Slip

Result Type

The T Level 'Core' is broken down into Sub-component level and the individual assessment level.

The **core component** is the combined result for the core assessments (Exam papers 1 and 2, and the ESP). The candidates' overall Core result is calculated using the best sub-component results from across all series.

The **sub-components** for the core are;

1. the combined result for the core exams.
2. the result of the ESP

T-LEVELS

Report: Results Slip

Candidate name and numbers:

Centre name and numbers:

Qualification: T Level Technical Qualification in Building Services Engineering for Construction (Level 3) (603/6911/5)

Series: Summer 2025 **Date generated:** 14 August 2025

Result Type	Series	Reference	Title	Mark	UMS	Grade/Status
Sub-component		8710-U001	Core: Examinations		142	D
Exam		8710-031	Core: Exam Paper 1	40		Attempted
Exam		8710-032	Core: Exam Paper 2	42		Attempted
Sub-component		8710-033	Core: Employer-Set Project	40	58	E
Core component		8710-30A-001	Core: Building Services Engineering for Construction		226	D
Occupational Specialism		8710-353	Electrotechnical Engineering	45		Pass

Contribution from:

Sub-component	Summer 2024	8710-U001	Core: Examinations		142	D
Sub-component	Autumn 2024	8710-033	Core: Employer-Set Project	58	84	B

# denotes where a grade is derived from an absent or disqualified result.

This is not a formal qualification certificate or statement of achievement.
These grades have been awarded but are provisional until the deadline for post results services (including review of marking/moderation requests) has passed and any requests submitted have been processed.
City & Guilds reserves the right to amend the information given on the Results Slip.
The T Level Technical Qualification is a qualification approved and managed by the Institute for Apprenticeships and Technical Education. City & Guilds is currently authorised by the Institute to develop and deliver this Technical Qualification.

Contribution From

The best sub-component results being utilised are displayed in the 'Contribution from:' section

In this example, the candidate re-sat the Employer-Set Project in Summer 2023 (displayed in the top table), but it was their Autumn 2022 result which was better (higher UMS displayed in the bottom table) and hence contributing to the overall Core result.

Note: The contribution from section displays the highest UMS result not the latest result.

Series

This will display which series' sub-component results are being used to determine the Core result.

Understanding the ACM Occupational Specialism T Level Result Slip

Series

This will display which series results are being shown.

Result Type

The grades for **Animal Care and Management** Occupational Specialisms (OS) are aggregated from multiple assessments sat within the same series.

Aggregation is the way that the different assessments within the OS are weighted and therefore contribute to the overall Scaled Mark and Grade.

Animal Management and Behaviour OS has contribution from 8717-407 and 8717-408.

Animal Management and Science OS has contribution from 8717-409, 8717-410 and 8717-411.

T-LEVELS

Report: Results Slip

Candidate name and numbers:

Centre name and numbers:

Qualification: T Level Technical Qualification in Animal Care and Management: Animal Management (Level 3) (610/4158/0)

Series: Summer 2026 **Date generated:** 13 August 2026

Result Type	Series	Reference	Title	Mark	Scaled Mark	Grade/Status
Occupational Specialism component		8717-U007	Animal Management and Behaviour		131	Distinction
Assessment		8717-407	Synoptic Assignment	70	100.8	Attempted
Assessment		8717-408	Research Project	30	30	Attempted

# denotes where a grade is derived from one or more absent, work not submitted, or disqualified results.

This is not a formal qualification certificate or statement of achievement.
These grades have been awarded but are provisional until the deadline for post results services (including review of marking/moderation requests) has passed and any requests submitted have been processed.
City & Guilds reserves the right to amend the information given on the Results Slip.
The T Level Technical Qualification is a qualification approved and managed by the Department for Education. City & Guilds is currently authorised by the Department for Education to develop and deliver this Technical Qualification.

Contribution From

The results for the **assessments** are shown at the bottom of the table, showing the raw mark and scaled mark achieved (note: the scaling factor is different for each assessment and can be found in the Specification).

Where necessary, the scaled mark is calculated to 15 decimal places to use in the aggregation – only three decimal places (with no rounding) will show on the Results Slip.

T-LEVELS

Access to scripts and marks

Part of the Post-results Service

City & Guilds

Access to scripts and marks

Access to scripts is part of the post-results service.

A ‘script’ refers to the written work of a student which has resulted from an externally assessed component.

For T Levels, City & Guilds provides all copies of examination scripts, as part of the core assessment for each series.

Download the full guidance on the T Level Post-results Service here.

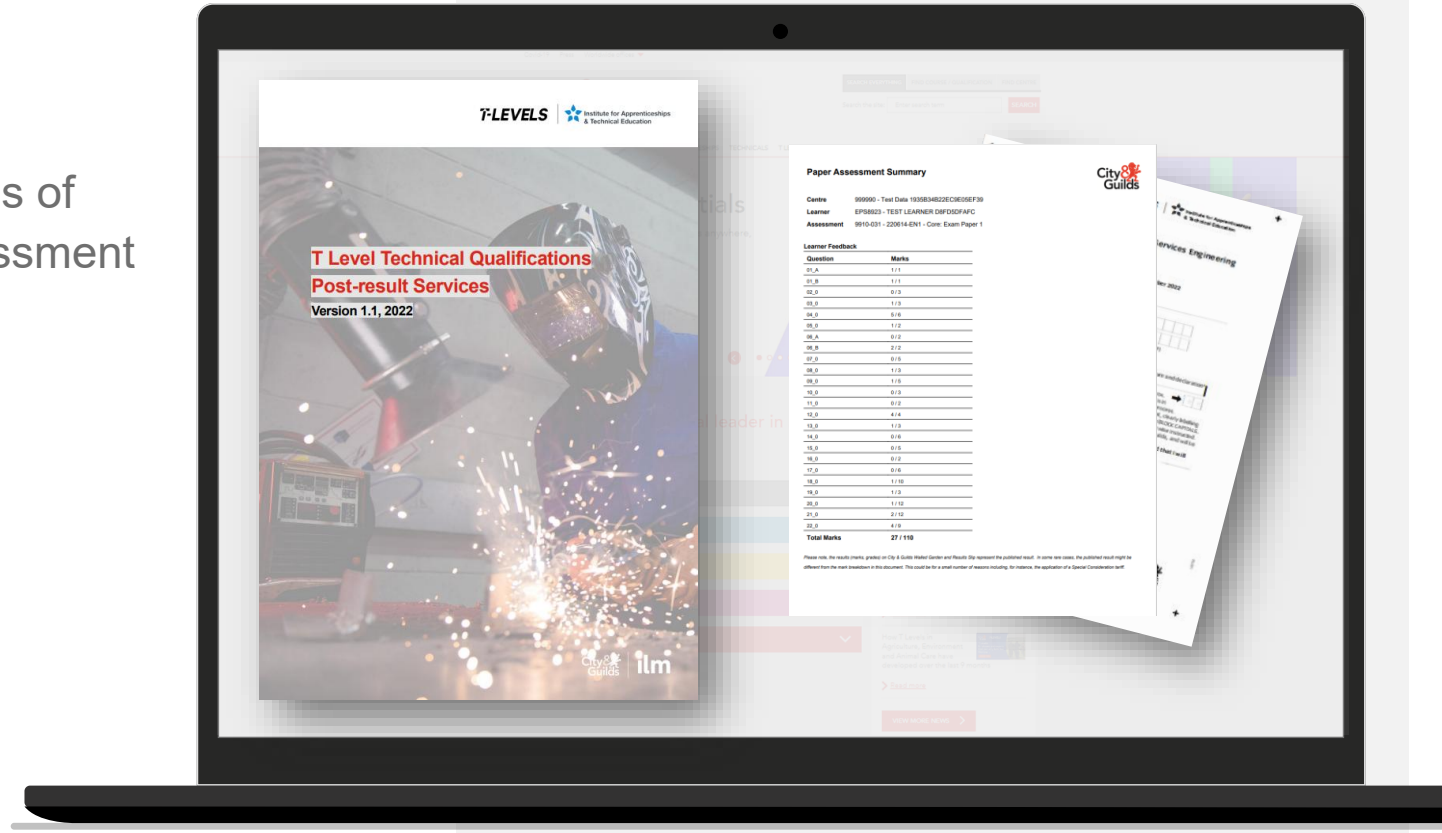

Access to scripts and marks

Access to Scripts is now available on Walled Garden via the Data Services tab.

Log into Walled Garden and click on **Data Services**.

Select **Learner Scripts** in the sub-menu. The script search menu will display. Enter the search requirements in the mandatory fields for **Centre number** and **Assessment code**, then select the required **Series** or other search fields as required. Then click **Search**.



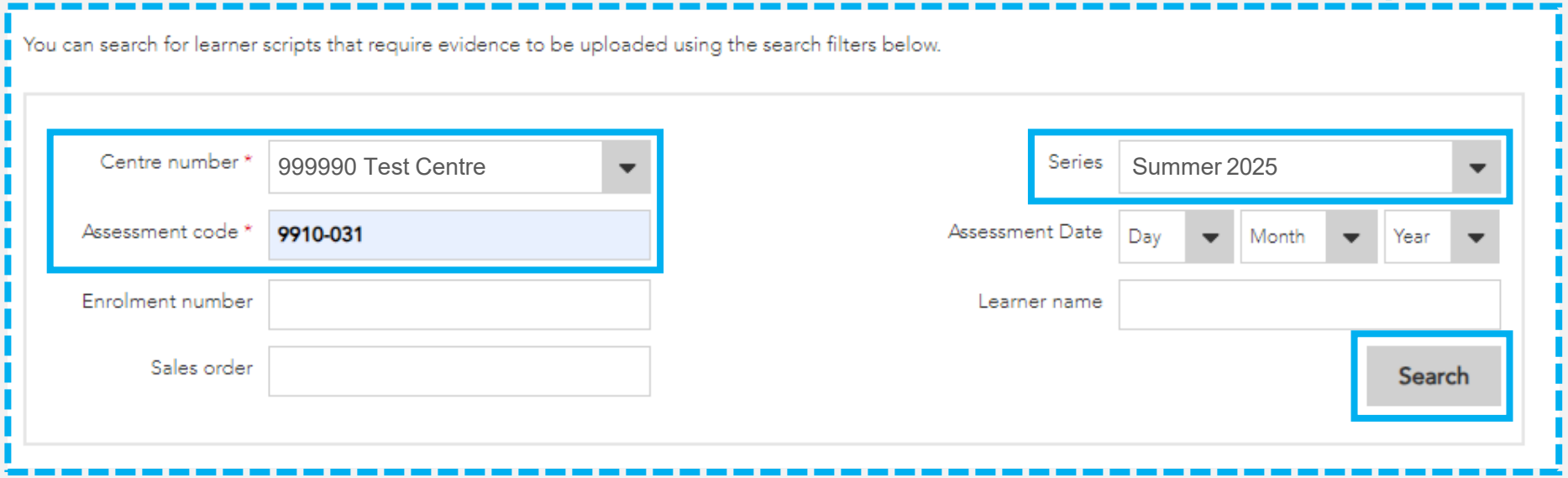

Access to scripts and marks

The students' scripts will display in the table.

You can download individual scripts or download multiple at the same time.

An individual script can be downloaded by clicking the download arrow button next to the student record.

Multiple scripts can be downloaded by selecting the tick box on each student record, or the select all tick box at the top of the table. Then click **Download Selected Scripts**.

Dependent on your web browser, you will be given the option to open or save each script to PDF.

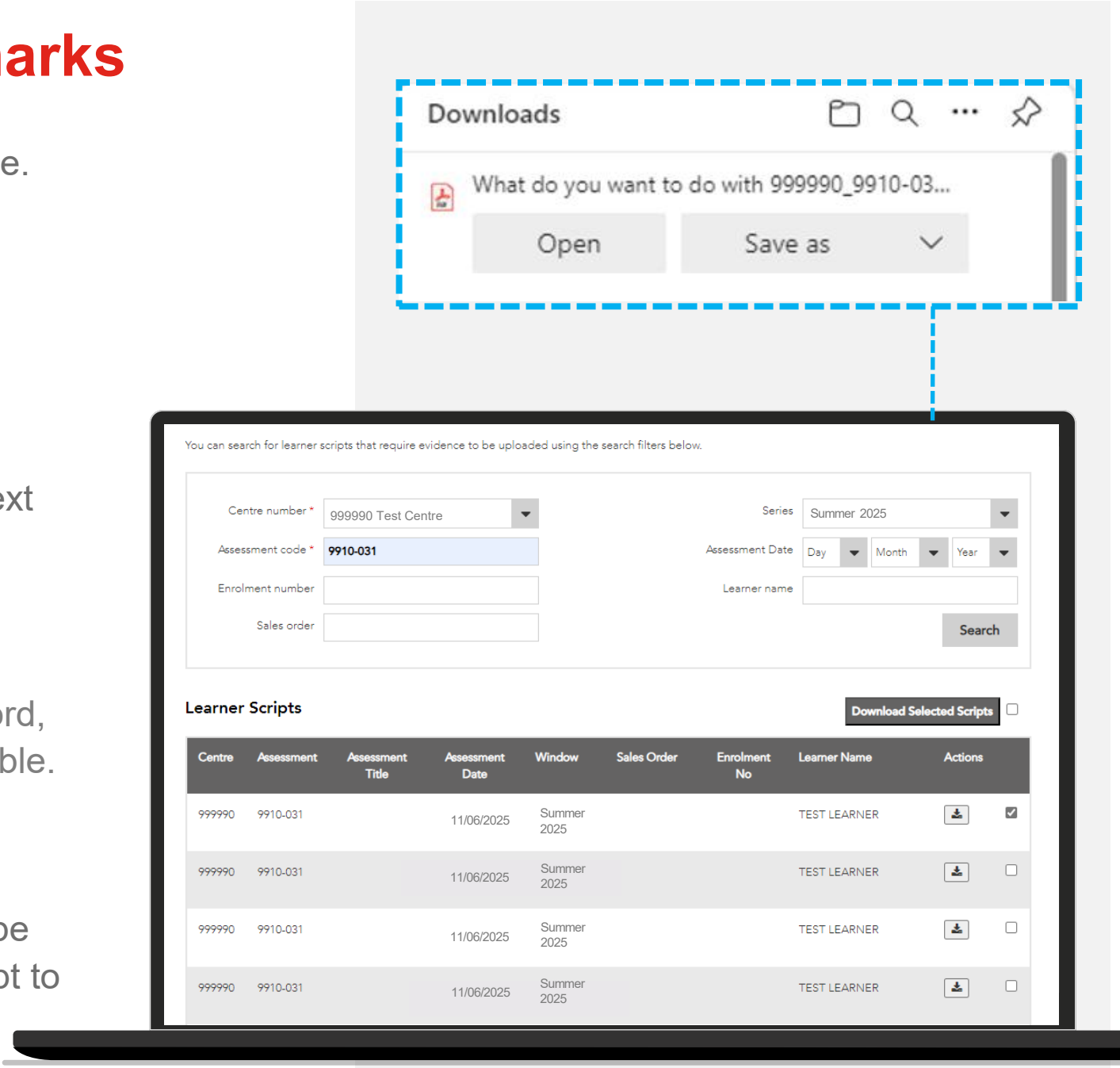

T-LEVELS

Appendix

Qualification codes

City & Guilds

Qualification codes

Building Service Engineering for Construction (Wave 2)	**Code**
Core Component	
Building Service Engineering for Construction	8710-30
Occupational Specialisms	
Electrical and Electronic Equipment Engineering	8710-32
Electrotechnical Engineering	8710-33
Gas Engineering	8710-34
Heating Engineering and Ventilation	8710-35
Plumbing and Heating Engineering	8710-36
Protection Systems Engineering	8710-37
Refrigeration Engineering and Air Con Engineering	8710-38

Onsite Construction (Wave 2)	**Code**
Core Component	
Onsite Construction	8711-30
Occupational Specialisms	
Bricklaying	8711-35
Carpentry and Joinery	8711-36
Painting and Decorating	8711-37
Plastering	8711-38

Qualification codes

Maintenance, Installation and Repair for Engineering and Manufacturing (Wave 3)	**Code**
Core Component	
Maintenance, Installation and Repair for Engineering and Manufacturing	8730-12
Occupational Specialisms	
Mechanical	8712-31
Mechatronic	8712-32
Electrical and Electronic	8712-33
Control and Instrumentation	8712-34
Light and Electric Vehicles	8712-35

Engineering, Manufacturing, Processing and Control (Wave 3)	**Code**
Core Component	
Engineering, Manufacturing, Processing and Control	8730-13
Occupational Specialisms	
Fitting and Assembly Technologies	8713-31
Machining and Toolmaking Technologies	8713-32
Composites Manufacturing Technologies	8713-33
Fabrication and Welding Technologies	8713-34

Qualification codes

Design and Development for Engineering (Wave 3)	**Code**
Core Component	
Design and Development for Engineering	8730-14
Occupational Specialisms	
Mechanical Engineering	8714-31
Electrical and Electronic Engineering	8714-32
Control and Instrumentation Engineering	8714-33
Structural Engineering	8714-34

Management and Administration (Wave 3)	**Code**
Core Component	
Management and Administration	8715-30
Occupational Specialisms	
Business Improvement	8715-31
Team Leadership and Management	8715-32
Business Support	8715-33

Qualification codes

Agriculture, Land Management and Production (Wave 4)	**PoS**
Core Component	
Agriculture, Land Management and Production: Crop, Woodland and Horticulture	8717-31
Agriculture, Land Management and Production: Land-based Engineering	8717-32
Agriculture, Land Management and Production: Livestock	8717-33
Agriculture, Land Management and Production: Floristry	8717-34
Occupational Specialisms	
Crop Production	8717-40
Floristry	8717-41
Land-based Engineering	8717-42
Livestock Production	8717-43
Ornamental and Environmental Horticulture and Landscaping	8717-44
Tree and Woodland Management and Maintenance (Arboriculture)	8717-45
Tree and Woodland Management and Maintenance (Forestry)	8717-46

Qualification codes

Animal Care and Management (Wave 4)	**PoS**
Core Component	
Animal Care and Management: Animal Management	8717-35
Animal Care and Management: Animal Science	8717-36
Occupational Specialisms	
Animal Management and Behaviour	8717-47
Animal Management and Science	8717-48

Contact us

Centre Support

Monday - Friday | 08:00 - 18:00

01924 930 800

customersupport@cityandguilds.com

Centre Operations

Monday - Friday | 08:30 - 17:00

01924 930 800

centreoperations@cityandguilds.com

Copyright in this document belongs to, and is used under licence from the Department for Education, © 2025.

'T-LEVELS' and 'T Level' are registered trademarks of the Department for Education.

City & Guilds' development and delivery of this qualification and use of the mark is under the authority of the Department for Education.

City & Guilds Limited (Reg No 16513878). City & Guilds is a trademark of City & Guilds Limited.